

SINOCHEM HONG KONG (GROUP) COMPANY LIMITED

Report of the Directors and Audited Consolidated Financial Statements

31 December 2014

CONTENTS

	Pages
REPORT OF THE DIRECTORS	1 - 2
INDEPENDENT AUDITORS' REPORT	3
AUDITED FINANCIAL STATEMENTS	
Consolidated statement of comprehensive income	4 - 5
Consolidated statement of financial position	6 - 7
Consolidated statement of changes in equity	8 - 10
Consolidated statement of cash flows	11 - 13
Notes to consolidated financial statements	14 – 117

SINOCHEM HONG KONG (GROUP) COMPANY LIMITED

REPORT OF THE DIRECTORS

The directors present their report and the audited consolidated financial statements of the Company and its subsidiaries (collectively the "Group") for the year ended 31 December 2014.

Principal activities

The principal activity of the Company is investment holding. Details of the principal activities of the Company's principal subsidiaries, joint ventures and associates are set out in notes 18, 19 and 20 to the consolidated financial statements, respectively. There were no significant changes in the nature of the Group's principal activities during the year.

Results and dividends

The Group's profit for the year ended 31 December 2014 and the state of affairs of the Group at that date are set out in the consolidated financial statements on pages 4 to 117.

Dividends amounting to RMB1,168,897,000 (equivalent to HK\$1,474,452,000) were paid to the immediate parent on 2 September 2014.

Property, plant and equipment and investment properties

Details of the movements in the property, plant and equipment and investment properties of the Group during the year are set out in notes 10 and 13, respectively, to the consolidated financial statements.

Share capital

Details of movements in the Company's share capital during the year are set out in note 38 to the consolidated financial statements.

Reserves

Details of movements in the reserves of the Group during the year are set out in the consolidated statement of changes in equity.

Directors

The directors of the Company during the year and as at the date of this report are as follows:

Liu Deshu

Li Xuehua (resigned on 31 December 2014)

Li Lin

Hu Xuejing (appointed on 31 December 2014)

In accordance with the Company's articles of association, all the remaining directors shall retire and, being eligible, offer themselves for re-election at the forthcoming annual general meeting.

Directors' rights to acquire shares

Pursuant to the share option scheme of Franshion Properties (China) Limited ("Franshion"), a subsidiary of the Company, a director of the Company has been granted options to purchase ordinary shares of Franshion. A summary of the share options granted to the director is as follows:

Name of director	Date of grant	Exercise price HK\$ per share	Number of share options				
			At 1.1.2014	Granted during the year	Exercised during the year	Lapsed during the year	At 31.12.2014
Li Xuehua	5.5.2008	3.37	194,980	-	-	-	194,980
	28.11.2012	2.44	1,050,000	-	-	1,050,000	-

Save as disclosed above, at no time during the year was the Company or any of its holding companies, subsidiaries or fellow subsidiaries a party to any arrangement to enable the Company's directors to acquire benefits by means of the acquisition of shares in or debentures of the Company or any other body corporate, nor were any such rights exercised by them.

REPORT OF THE DIRECTORS (continued)

Directors' interests in contracts

No director had a material interest, either directly or indirectly, in any contract of significance to the business of the Company to which the Company or any of its holding companies, subsidiaries or fellow subsidiaries was a party during the year.


Events after the reporting period

Details of the significant events of the Group after the reporting period are set out in note 49 to the consolidated financial statements.

Auditors

Ernst & Young retire and a resolution for their reappointment as auditors of the Company will be proposed at the forthcoming annual general meeting.

ON BEHALF OF THE BOARD


.....
Director

Hong Kong
17 April 2015



Ernst & Young
22/F, CITIC Tower
1 Tim Mei Avenue
Central, Hong Kong

安永會計師事務所
香港中環添美道1號
中信大廈22樓

Tel 電話: +852 2846 9888
Fax 傳真: +852 2868 4432
ey.com

Independent auditors' report

To the shareholders of Sinochem Hong Kong (Group) Company Limited

(Incorporated in Hong Kong with limited liability)

We have audited the consolidated financial statements of Sinochem Hong Kong (Group) Company Limited (the "Company") and its subsidiaries (together, the "Group") set out on pages 4 to 117, which comprise the consolidated statement of financial position as at 31 December 2014, and the consolidated statement of comprehensive income, the consolidated statement of changes in equity and the consolidated statement of cash flows for the year then ended, and a summary of significant accounting policies and other explanatory information.

Directors' responsibility for the consolidated financial statements

The directors of the Company are responsible for the preparation of consolidated financial statements that give a true and fair view in accordance with Hong Kong Financial Reporting Standards issued by the Hong Kong Institute of Certified Public Accountants and the Hong Kong Companies Ordinance, and for such internal control as the directors determine is necessary to enable the preparation of consolidated financial statements that are free from material misstatement, whether due to fraud or error.

Auditors' responsibility

Our responsibility is to express an opinion on these consolidated financial statements based on our audit. Our report is made solely to you, as a body, in accordance with section 80 of Schedule 11 to the Hong Kong Companies Ordinance (Cap. 622), and for no other purpose. We do not assume responsibility towards or accept liability to any other person for the contents of this report.

We conducted our audit in accordance with Hong Kong Standards on Auditing issued by the Hong Kong Institute of Certified Public Accountants. Those standards require that we comply with ethical requirements and plan and perform the audit to obtain reasonable assurance about whether the consolidated financial statements are free from material misstatement.

An audit involves performing procedures to obtain audit evidence about the amounts and disclosures in the consolidated financial statements. The procedures selected depend on the auditors' judgement, including the assessment of the risks of material misstatement of the consolidated financial statements, whether due to fraud or error. In making those risk assessments, the auditors consider internal control relevant to the entity's preparation of the consolidated financial statements that give a true and fair view in order to design audit procedures that are appropriate in the circumstances, but not for the purpose of expressing an opinion on the effectiveness of the entity's internal control. An audit also includes evaluating the appropriateness of accounting policies used and the reasonableness of accounting estimates made by the directors, as well as evaluating the overall presentation of the consolidated financial statements.

We believe that the audit evidence we have obtained is sufficient and appropriate to provide a basis for our audit opinion.

Opinion

In our opinion, the consolidated financial statements give a true and fair view of the state of affairs of the Group as at 31 December 2014, and of the Group's profit and cash flows for the year then ended in accordance with Hong Kong Financial Reporting Standards and have been properly prepared in accordance with the Hong Kong Companies Ordinance.

Hong Kong
17 April 2015

SINOCHEM HONG KONG (GROUP) COMPANY LIMITED

CONSOLIDATED STATEMENT OF COMPREHENSIVE INCOME

Year ended 31 December 2014

	Notes	2014 HK\$'000	2013 HK\$'000
REVENUE	4	504,041,293	426,467,457
Cost of sales		<u>(489,892,547)</u>	<u>(411,412,086)</u>
Gross profit		14,148,746	15,055,371
Other income, gains and losses, net	5	547,340	884,087
Selling and distribution expenses		(2,192,654)	(1,933,907)
Administrative expenses		(3,146,249)	(2,720,742)
Fair value changes of investment properties	13	2,251,247	1,828,932
Finance costs:			
Interest expenses	6	(2,800,681)	(2,881,050)
Transaction costs	6	(48,675)	(37,611)
Share of profits and losses of:			
Joint ventures		(286,902)	(1,555)
Associates		<u>203,779</u>	<u>214,320</u>
PROFIT BEFORE TAX	7	8,675,951	10,407,845
Income tax expense	8	<u>(4,777,577)</u>	<u>(5,027,982)</u>
PROFIT FOR THE YEAR		<u>3,898,374</u>	<u>5,379,863</u>
Profit attributable to:			
Owners of the parent		588,298	3,471,048
Non-controlling interests		<u>3,310,076</u>	<u>1,908,815</u>
		<u>3,898,374</u>	<u>5,379,863</u>

SINOCHEM HONG KONG (GROUP) COMPANY LIMITED

CONSOLIDATED STATEMENT OF COMPREHENSIVE INCOME (continued)

Year ended 31 December 2014

	Note	2014 HK\$'000	2013 HK\$'000
PROFIT FOR THE YEAR		<u>3,898,374</u>	<u>5,379,863</u>
OTHER COMPREHENSIVE (LOSS)/INCOME			
Other comprehensive income to be reclassified to profit or loss in subsequent periods:			
Available-for-sale investments:			
Changes in fair value	21	153,012	(231,000)
Reclassification adjustments for losses included in profit or loss:			
- disposal of investments		(162,132)	(110,961)
		(9,120)	(341,961)
Exchange differences on translation of foreign operations		(209,726)	<u>2,032,908</u>
Net other comprehensive (loss)/income to be reclassified to profit or loss in subsequent periods		(218,846)	1,690,947
Other comprehensive income not to be reclassified to profit or loss in subsequent periods:			
Gains on property revaluation, net of tax		<u>21,049</u>	<u>35,050</u>
OTHER COMPREHENSIVE (LOSS)/INCOME FOR THE YEAR, NET OF TAX		(197,797)	<u>1,725,997</u>
TOTAL COMPREHENSIVE INCOME FOR THE YEAR		<u>3,700,577</u>	<u>7,105,860</u>
Total comprehensive income attributable to:			
Owners of the parent		479,447	4,259,919
Non-controlling interests		<u>3,221,130</u>	<u>2,845,941</u>
		<u>3,700,577</u>	<u>7,105,860</u>

SINOCHEM HONG KONG (GROUP) COMPANY LIMITED

CONSOLIDATED STATEMENT OF FINANCIAL POSITION

31 December 2014

	Notes	31 December 2014 HK\$'000	31 December 2013 HK\$'000
NON-CURRENT ASSETS			
Property, plant and equipment	10	17,446,292	15,372,273
Land under development	11	9,559,660	4,548,847
Properties under development	12	27,737,752	33,285,851
Investment properties	13	24,465,844	22,125,586
Prepaid land lease payments	14	2,675,661	2,748,589
Goodwill	15	4,094,684	4,096,952
Intangible assets	16	2,858,371	2,954,492
Oil and gas properties	17	47,030,106	47,981,449
Investments in joint ventures	19	1,821,488	2,494,354
Investments in associates	20	13,701,138	11,900,542
Available-for-sale investments	21	4,748,729	4,476,844
Amounts due from related parties	22	12,204,310	6,488,020
Amounts due from non-controlling interests	23	126,760	254,380
Deferred tax assets	36	1,543,194	1,570,933
Other non-current assets	24	<u>380,147</u>	<u>253,929</u>
Total non-current assets		<u>170,394,136</u>	<u>160,553,041</u>
CURRENT ASSETS			
Inventories	25	8,375,667	7,074,485
Land under development	11	3,400,450	5,162,762
Properties under development	12	18,319,131	10,713,573
Properties held for sale	26	7,618,885	5,915,469
Prepaid land lease payments	14	78,931	79,551
Trade and bills receivables	27	18,475,577	24,832,795
Prepayments, deposits and other receivables	28	7,042,380	8,377,439
Amounts due from related parties	22	29,390,360	25,642,687
Held-for-trading investments	29	8,375	11,701
Tax recoverable		351,376	479,604
Derivative financial instruments	30	4,056,597	158,131
Pledged bank deposits	31	1,598,259	303,400
Cash and cash equivalents	31	16,820,819	19,636,921
Other deposits	32	<u>191,661</u>	<u>877,038</u>
Total current assets		<u>115,728,468</u>	<u>109,265,556</u>

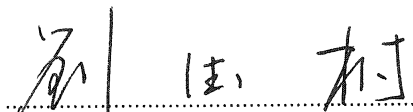
continued/...

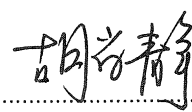
SINOCHEM HONG KONG (GROUP) COMPANY LIMITED

CONSOLIDATED STATEMENT OF FINANCIAL POSITION (continued)

31 December 2014

	Notes	31 December 2014 HK\$'000	31 December 2013 HK\$'000
CURRENT LIABILITIES			
Trade and bills payables		48,559,103	41,734,592
Other payables and accruals	33	21,306,067	27,460,368
Derivative financial instruments	30	3,211,402	102,588
Interest-bearing borrowings	34	12,114,615	12,623,157
Amounts due to related parties	22	9,687,624	18,372,853
Tax payable		2,244,165	1,844,261
Provision for land appreciation tax	35	2,392,926	2,193,118
Other current liability		271	-
Total current liabilities		<u>99,516,173</u>	<u>104,330,937</u>
NET CURRENT ASSETS		<u>16,212,295</u>	<u>4,934,619</u>
TOTAL ASSETS LESS CURRENT LIABILITIES		<u>186,606,431</u>	<u>165,487,660</u>
NON-CURRENT LIABILITIES			
Interest-bearing borrowings	34	71,215,807	58,628,380
Deferred tax liabilities	36	8,047,052	7,133,928
Deferred income		146,773	155,752
Amounts due to related parties	22	253,520	-
Other non-current liabilities	37	<u>3,307,543</u>	<u>2,915,875</u>
Total non-current liabilities		<u>82,970,695</u>	<u>68,833,935</u>
NET ASSETS		<u>103,635,736</u>	<u>96,653,725</u>
CAPITAL AND RESERVES			
Issued capital	38	23,753,000	21,872,000
Perpetual capital securities	39	4,619,260	4,619,260
Reserves		<u>31,956,700</u>	<u>32,861,918</u>
Equity attributable to owners of the parent		60,328,960	59,353,178
Non-controlling interests		<u>43,306,776</u>	<u>37,300,547</u>
TOTAL EQUITY		<u>103,635,736</u>	<u>96,653,725</u>


 Director


 Director

SINOCHEM HONG KONG (GROUP) COMPANY LIMITED

CONSOLIDATED STATEMENT OF CHANGES IN EQUITY

Year ended 31 December 2014

	Notes	Attributable to owners of the parent										Attributable to non-controlling interests		Total equity HK\$'000	
		Issued capital HK\$'000	Capital reserve HK\$'000 (note a)	Asset revaluation reserve HK\$'000	Merger reserve HK\$'000 (note b)	Statutory reserve HK\$'000 (note c)	Investment revaluation reserve HK\$'000	Translation reserve HK\$'000	Other contribution reserve HK\$'000 (note d)	Perpetual capital securities HK\$'000	Retained profits HK\$'000	Total HK\$'000	Share of net assets of subsidiaries HK\$'000		Share option reserve of subsidiaries HK\$'000
At 1 January 2014		21,872,000	189,820	105,568	(3,836,771)	1,635,109	595,568	4,047,738	2,477,963	4,619,260	27,646,923	59,353,178	37,286,364	14,183	96,653,725
Profit for the year		-	-	-	-	-	-	-	-	-	588,298	588,298	3,310,076	-	3,898,374
Other comprehensive income/(loss) for the year															
Available-for-sale investments:															
Change in fair value, net of tax	21	-	-	-	-	-	156,355	-	-	-	-	156,355	(3,343)	-	153,012
Reclassification adjustment for losses included in profit or loss:															
- Disposal of investments		-	-	-	-	-	(162,132)	-	-	-	-	(162,132)	-	-	(162,132)
Gains on property revaluation, net of tax		-	-	21,049	-	-	-	-	-	-	-	21,049	-	-	21,049
Exchange differences on translation of foreign operations		-	-	-	-	-	-	(124,123)	-	-	-	(124,123)	(85,603)	-	(209,726)
Total comprehensive income for the year, net of tax		-	-	21,049	-	-	(5,777)	(124,123)	-	-	588,298	479,447	3,221,130	-	3,700,577
Issue of shares	38	1,881,000	-	-	-	-	-	-	-	-	-	1,881,000	-	-	1,881,000
Equity-settled share-based payment of subsidiaries		-	-	-	-	-	-	-	-	-	-	-	6,385	11,117	17,502
Transfer of share option reserve upon the forfeiture or expiry of share options		-	-	-	-	-	-	-	-	-	4,526	4,526	-	(4,526)	-
Franshion Properties (China) Limited ("Franshion") issued perpetual convertible securities' distribution paid		-	-	-	-	-	-	-	-	-	-	-	(317,424)	-	(317,424)
Deemed disposal of subsidiaries		-	-	-	-	-	-	-	-	-	-	-	(127,546)	-	(127,546)
Transfer from retained profits		-	-	-	-	636,985	-	-	-	-	(636,985)	-	-	-	-
Dividends distributed	9	-	-	-	-	-	-	-	-	-	(1,474,452)	(1,474,452)	-	-	(1,474,452)
Dividend paid by subsidiaries to non-controlling interests		-	-	-	-	-	-	-	-	-	-	-	(1,354,062)	-	(1,354,062)
Capital contribution from non-controlling interests		-	27,811	-	-	-	-	-	-	-	-	27,811	1,529,477	-	1,557,288
Partial disposal of a subsidiary without loss of control		-	2,259	-	-	-	-	-	-	-	-	2,259	282,908	-	285,167
Perpetual capital securities' distribution paid		-	-	-	-	-	-	-	-	-	(232,900)	(232,900)	-	-	(232,900)
Repurchase of shares by Franshion under the Companies Ordinance (Cap.622) (note f)		-	243,539	-	-	-	-	-	-	-	-	(132,383)	111,156	(319,567)	(208,411)
Changes in the ownership interests in Jinmao (China) Investments Holdings Limited ("JCIHL") (note e)		-	279,194	-	-	-	-	-	-	-	-	279,194	3,193,514	-	3,472,708
Distribution guarantee (note e)		-	(102,259)	-	-	-	-	-	-	-	-	(102,259)	(58,732)	-	(160,991)
De-registration of subsidiaries		-	-	-	-	(899)	-	-	-	-	899	-	(56,445)	-	(56,445)
Disposal of a subsidiary		-	-	-	-	(43,397)	-	-	-	-	43,397	-	-	-	-
Maintenance and production fund		-	-	-	-	-	-	(28,326)	-	-	28,326	-	-	-	-
At 31 December 2014		<u>23,753,000</u>	<u>640,364*</u>	<u>126,617*</u>	<u>(3,836,771)*</u>	<u>2,227,798*</u>	<u>589,791*</u>	<u>3,923,615*</u>	<u>2,449,637*</u>	<u>4,619,260</u>	<u>25,835,649*</u>	<u>60,328,960</u>	<u>43,286,002</u>	<u>20,774</u>	<u>103,635,736</u>

continued/...

SINOCHEM HONG KONG (GROUP) COMPANY LIMITED

CONSOLIDATED STATEMENT OF CHANGES IN EQUITY (continued)

Year ended 31 December 2014

	Notes	Attributable to owners of the parent										Attributable to non-controlling interests		Total equity HK\$'000	
		Issued capital HK\$'000	Capital reserve HK\$'000 (note a)	Asset revaluation reserve HK\$'000	Merger reserve HK\$'000 (note b)	Statutory reserve HK\$'000 (note c)	Investment revaluation reserve HK\$'000	Translation reserve HK\$'000	Other contribution reserve HK\$'000 (note d)	Perpetual capital securities HK\$'000	Retained profits HK\$'000	Total HK\$'000	Share of net assets of subsidiaries HK\$'000		Share option reserve of subsidiaries HK\$'000
At 1 January 2013															
As previously reported		19,359,700	181,818	74,908	(3,836,771)	1,192,111	945,327	2,942,579	3,969,520	-	26,444,878	51,274,070	28,031,829	927	79,306,826
Prior year adjustments		-	-	-	-	-	-	(291)	-	-	-	(291)	-	-	(291)
As restated		19,359,700	181,818	74,908	(3,836,771)	1,192,111	945,327	2,942,288	3,969,520	-	26,444,878	51,273,779	28,031,829	927	79,306,535
Profit for the year		-	-	-	-	-	-	-	-	-	3,471,048	3,471,048	1,908,815	-	5,379,863
Other comprehensive income/(loss) for the year		-	-	-	-	-	-	-	-	-	-	-	-	-	-
Available-for-sale investments:															
Change in fair value, net of tax	21	-	-	-	-	-	(238,798)	-	-	-	-	(238,798)	7,798	-	(231,000)
Reclassification adjustment for losses included in profit or loss:															
- Disposal of investments		-	-	-	-	-	(110,961)	-	-	-	-	(110,961)	-	-	(110,961)
Gains on property revaluation, net of tax		-	-	30,660	-	-	-	-	-	-	-	30,660	4,390	-	35,050
Exchange differences on translation of foreign operations		-	-	-	-	-	-	1,107,970	-	-	-	1,107,970	924,938	-	2,032,908
Total comprehensive income for the year, net of tax		-	-	30,660	-	-	(349,759)	1,107,970	-	-	3,471,048	4,259,919	2,845,941	-	7,105,860
Issue of shares	38	2,512,300	-	-	-	-	-	-	-	-	-	2,512,300	-	-	2,512,300
Equity-settled share-based payment of subsidiaries		-	-	-	-	-	-	-	-	-	-	-	6,739	11,411	18,150
Deemed disposal without loss of control		-	14,142	-	-	-	-	-	-	-	-	14,142	(14,142)	-	-
Transfer of share option reserve upon the forfeiture or expiry of share options		-	-	-	-	-	(2,520)	-	-	-	675	(1,845)	-	1,845	-
Capital injection to a subsidiary only by the Group to dilute the non-controlling interests		-	-	-	-	-	-	-	-	-	(5,455)	(5,455)	5,455	-	-
Transfer from retained profits		-	-	-	-	442,998	-	-	-	-	(442,998)	-	-	-	-
Dividends distributed	9	-	-	-	-	-	-	-	-	-	(1,672,413)	(1,672,413)	-	-	(1,672,413)
Dividend paid by subsidiaries to non-controlling interests		-	-	-	-	-	-	-	-	-	-	-	(1,156,673)	-	(1,156,673)
Capital contribution from non-controlling interests		-	-	-	-	-	-	-	-	-	-	-	6,619,945	-	6,619,945
Perpetual capital securities' distribution paid		-	-	-	-	-	-	-	-	-	(155,128)	(155,128)	-	-	(155,128)
Franshion Properties (China) Limited issued perpetual convertible securities' distribution paid		-	-	-	-	-	-	-	-	-	-	-	(317,424)	-	(317,424)
Acquisition of subsidiaries		-	-	-	-	-	-	-	-	-	-	-	1,267,412	-	1,267,412
Acquisition of non-controlling interests		-	(6,140)	-	-	-	-	-	-	-	-	(6,140)	(5,753)	-	(11,893)
Issue of perpetual capital securities	39	-	-	-	-	-	-	-	-	4,619,260	-	4,619,260	-	-	4,619,260
Maintenance and production fund		-	-	-	-	-	-	(6,316)	-	-	6,316	-	-	-	-
Capital contribution for overseas oil and gas projects		-	-	-	-	-	-	(1,488,614)	-	-	(1,488,614)	-	-	-	(1,488,614)
Capital contribution for energy saving and emission reduction projects		-	-	-	-	-	-	-	3,373	-	-	3,373	3,035	-	6,408
At 31 December 2013		21,872,000	189,820*	105,568*	(3,836,771)*	1,635,109*	595,568*	4,047,738*	2,477,963*	4,619,260	27,646,923*	59,353,178	37,286,364	14,183	96,653,725

SINOCHEM HONG KONG (GROUP) COMPANY LIMITED

CONSOLIDATED STATEMENT OF CHANGES IN EQUITY (continued)

Year ended 31 December 2014

Notes:

- (a) The capital reserve of the Group mainly comprises (i) contributions from owners in respect of settlement of doubtful receivables; (ii) contributions transfer of equity interest in a joint venture to the Group in previous years; and (iii) contribution made by the shareholders to the Company's subsidiaries.
- (b) The merger reserve of the Group comprises the difference between the nominal value of the shares of the subsidiaries acquired and the nominal value of the shares issued by the holding companies of the acquiree as consideration for the group restructuring transactions.
- (c) The statutory reserve comprises the statutory reserve fund, reserve fund and enterprise expansion fund. In accordance with the relevant People's Republic of China (the "PRC") rules and regulations, the Group's PRC subsidiaries are required to transfer an amount of their profit after income tax to the statutory reserve fund, until the accumulated total of the fund reaches 50% of their registered capital. The appropriation to the reserve fund and enterprise expansion fund is determined by the articles of association of the Company's subsidiaries and approval by the boards of directors of the subsidiaries.
- (d) Other contribution reserve mainly comprises capital contributions, maintenance and production fund, capital contribution for energy saving and emission reduction projects, and deemed contributions from equity owners net of deemed distributions to equity owners. The maintenance and production fund is appropriated/utilised in accordance with the relevant PRC regulations on certain enterprises.
- (e) On 2 July 2014, Franshion completed a spin-off and separate listing of JCIHL effected by way of a listing of 600,000,000 share stapled units jointly issued by Jinmao Investments and JCIHL (the "Share Stapled Units") on the Main Board of The Stock Exchange of Hong Kong Limited at a unit price of HK\$5.35 (the "IPO"). The total IPO proceeds, before share issue expenses, amounted to HK\$3,210,000,000. On 24 July 2014, in connection with the partial exercise of the over-allotment options by the joint global coordinators of the IPO, 69,397,000 Share Stapled Units were sold by Franshion at a price of HK\$5.35 per Share Stapled Unit. Following the completion of the IPO and exercise of the over-allotment options, Franshion's equity interest in JCIHL decreased from 100% to 66.53% and Franshion retains control over JCIHL. The Group therefore recognised the change in the ownership interest in JCIHL amounting HK\$279,194,000 in the consolidated capital reserve during the year ended 31 December 2014.

In connection with the IPO, Franshion agreed to provide a distribution guarantee to the trustee-manager of Jinmao Investments (the "Trustee-Manager") (for the benefit of the holders of Share Stapled Units) that the aggregate distributions to be made by the Trustee-Manager to the holders of Share Stapled Units (including Franshion) for the period from the listing date of Share Stapled Units to 31 December 2014 would be an amount which represents an annualised distribution amount of not less than HK\$960,000,000 for the financial year ended 31 December 2014. The actual distribution guarantee amount (from 2 July 2014 to 31 December 2014) was HK\$481,000,000, of which a guarantee amount of HK\$160,991,000 payable to holders of Share Stapled Units (other than Franshion) was recognised in equity, of which amounting to HK\$102,259,000 was recorded in the consolidated capital reserve and amounting to HK\$58,732,000 was recorded in the consolidated non-controlling interests during the year ended 31 December 2014. Such distribution guarantee to holders of Share Stapled Units except Franshion of HK\$160,991,000 was remained unpaid and was recorded in other payables and accruals in the consolidated statement of financial position as at 31 December 2014.

- (f) On 3 March 2014, Franshion purchased its 93,298,000 ordinary shares on the Hong Kong Stock Exchange at a total consideration of HK\$208,411,000 which was paid wholly out of retained profits in accordance with section 257 of the Hong Kong Companies Ordinance (Cap. 622). After the share repurchase, the Group's equity interest in Franshion increased from 62.87% to 63.52%. The difference between the amounts of the change in interests of share repurchased of HK\$243,539,000 was recorded in the consolidated capital reserve.

* These reserve accounts comprise the consolidated reserves of HK\$31,956,700,000 (2013: HK\$32,861,918,000) in the consolidated statement of financial position.

SINOCHEM HONG KONG (GROUP) COMPANY LIMITED

CONSOLIDATED STATEMENT OF CASH FLOWS

Year ended 31 December 2014

	Notes	2014 HK\$'000	2013 HK\$'000
CASH FLOWS FROM OPERATING ACTIVITIES			
Profit before tax		8,675,951	10,407,845
Adjustments for:			
Losses/(gains) on disposal of:			
Property, plant and equipment	5	8,690	2,470
Subsidiaries	5	(2,270)	-
Associates	5	-	(527)
Available-for-sale investments	5	(149,977)	(1,311)
Held-for-trading investments	5	-	(49,234)
Investment property	5	-	(18,730)
Other assets	5	(308)	-
Gain on bargain purchase	5	-	(142,912)
Gain on deemed disposal of subsidiaries	5	(1,703)	-
Write-off of non-demand payables	5	(14,830)	(15,462)
Write-off of oil and gas properties	5	376,004	-
Impairment losses of:			
Oil and gas properties	5	-	124,102
Property, plant and equipment	5	9,468	2,108
Interests in joint ventures	5	91,186	-
Available-for-sale investments	5	-	10,014
Impairment losses, net of reversal, of trade and bills receivables, and other receivables		56,822	(57,581)
Write-down of inventories	7	51,382	117,256
Fair value losses/(gains) on:			
Held-for-trading investments	5	3,326	(3,075)
Derivative financial instruments	5	32,311	-
Transfers from properties held for sale to investment properties	5	-	(5,932)
Finance costs	6	2,849,356	2,918,661
Share of results of joint ventures		286,902	1,555
Share of results of associates		(203,779)	(214,320)
Interest income		(894,461)	(494,755)
Fair value changes of investment properties		(2,251,247)	(1,828,932)
Waived consideration payable	5	-	(31,293)
Depreciation of:			
Oil and gas properties	7	3,449,165	3,424,259
Property, plant and equipment	7	710,602	666,985
Amortisation of:			
Other non-current assets	7	8,250	8,384
Intangible assets	7	116,678	90,387
Prepaid land lease payments	7	72,040	75,580
Dividend income from available-for-sale investments	5	(3,841)	(3,955)
Equity-settled share option expense	7	<u>17,502</u>	<u>18,150</u>
		13,293,219	14,999,737
(Increase)/decrease in inventories		(1,352,564)	1,305,449
(Increase)/decrease in land under development		(2,693,552)	3,198,233
Increase in properties under development		(25,536,628)	(27,725,517)
Decrease in properties held for sale		14,165,566	5,385,113
Decrease/(increase) in trade and bills receivables		6,333,461	(8,510,663)
Decrease/(increase) in prepayments, deposits and other receivables		2,663,637	(858,049)
Increase in amounts due from related parties		(4,259,678)	(7,168,795)
Decrease in held-for-trading investments		-	144,860

continued/...

SINOCHEM HONG KONG (GROUP) COMPANY LIMITED

CONSOLIDATED STATEMENT OF CASH FLOWS

Year ended 31 December 2014

	2014 HK\$'000	2013 HK\$'000
CASH FLOWS FROM OPERATING ACTIVITIES (continued)		
Increase in trade and bills payables	6,839,341	10,053,001
(Decrease)/increase in other payables and accruals	(4,223,499)	7,861,920
(Decrease)/increase in derivative financial instruments	(85,803)	146,607
(Decrease)/increase in amounts due to related parties	(3,623,937)	4,315,935
Decrease in deferred income	(8,979)	(17,392)
Increase in other non-current liabilities	<u>5,635</u>	<u>1,465</u>
Cash (used in)/generated from operations	1,516,219	3,131,904
Income tax paid	(2,224,180)	(2,925,964)
Land appreciation tax paid	<u>(888,163)</u>	<u>(413,365)</u>
Net cash flows used in operating activities	<u>(1,596,124)</u>	<u>(207,425)</u>
CASH FLOWS FROM INVESTING ACTIVITIES		
Interest received	894,461	494,755
Dividends received from:		
Joint ventures	435,744	610,719
Associates	150,073	70,589
Available-for-sale investments	3,841	3,955
Purchases of items of property, plant and equipment	(2,485,126)	(1,406,607)
Proceeds from disposal of items of property, plant and equipment	19,168	5,718
Proceeds from disposal of available-for-sale investments	644,779	393,432
Proceeds from disposal of other non-current assets	1,746	-
Proceeds from disposal of intangible assets	2,251	-
Purchase of investment properties	(24,037)	(27,368)
Purchase of oil and gas properties	(2,573,875)	(2,676,002)
Purchase of intangible assets	(25,629)	(20,815)
Additions to prepaid land lease payments	(24,633)	(12,751)
Increase in other non-current assets	(70,246)	(34,389)
Acquisition of subsidiaries	-	(672,221)
Deemed disposal of subsidiaries	(1,379,755)	-
Acquisition of non-controlling interests	-	(11,893)
Proceeds from disposals of investment properties	-	37,005
Payment of provision for dismantlement cost	(11,945)	-
Decrease in time deposits with original maturity of over three months when acquired without option to withdraw upon demand similar to demand deposits	-	266,691
Additional investments in joint ventures	(6,195)	-
Additional investments in associates	(529,535)	-
(Increase)/decrease in long-term receivables	(67,674)	15,929
Purchases of available-for-sale investments	(615,478)	-
(Increase)/decrease in pledged bank deposits	(6,338)	220,763
(Increase)/decrease in restricted bank deposits	(1,288,521)	625,371
Placement of other deposits	(20,373,510)	(29,306,157)
Proceeds from withdrawal of other deposits	21,058,887	29,610,867
Increase in amounts due from related parties	(5,204,285)	(505,196)
Increase in advances of loans to non-controlling shareholders	(1,241,667)	(1,267,193)
Increase in entrusted loans to third parties	-	10,301
Deregistration of subsidiaries	<u>(56,445)</u>	<u>-</u>
Net cash flows used in investing activities	<u>(12,773,944)</u>	<u>(3,574,497)</u>

continued/...

SINOCHEM HONG KONG (GROUP) COMPANY LIMITED

CONSOLIDATED STATEMENT OF CASH FLOWS

Year ended 31 December 2014

	Notes	2014 HK\$'000	2013 HK\$'000
CASH FLOWS FROM FINANCING ACTIVITIES			
Issue of perpetual capital securities, net of expenses		-	4,619,260
Perpetual capital securities' distribution paid		(232,900)	(155,128)
Perpetual convertible securities' distribution paid		(317,424)	(317,424)
Issue of capital	38	1,881,000	1,021,200
New bank loans and other loans		86,280,043	71,575,898
Repayment of bank loans and other loans		(76,837,584)	(69,864,003)
Proceeds from notes issuance under medium term note programme		7,362,434	-
Capital contribution from non-controlling shareholders		1,557,288	6,619,945
Dividends paid		(1,474,452)	(1,672,413)
Dividends paid to non-controlling interests of subsidiaries		(1,354,062)	(1,156,673)
Proceeds from partial disposal of a subsidiary without loss of control		285,167	-
Interest paid		(4,005,967)	(3,995,425)
Advance from non-controlling shareholders		-	240,677
Decrease in amounts due to related parties		(4,807,772)	(4,877)
Changes in the ownership interests in JCIHL		3,472,708	-
Repurchase of shares		(208,411)	-
Net cash flows from financing activities		<u>11,600,068</u>	<u>6,911,037</u>
NET (DECREASE)/INCREASE IN CASH AND CASH EQUIVALENTS			
		(2,770,000)	3,129,115
Cash and cash equivalents at beginning of year		19,636,921	16,772,480
Effect of foreign exchange rate changes, net		(46,102)	(264,674)
CASH AND CASH EQUIVALENTS AT END OF YEAR		<u>16,820,819</u>	<u>19,636,921</u>
ANALYSIS OF BALANCES OF CASH AND CASH EQUIVALENTS			
Cash and cash equivalents as stated in the statement of financial position	31	16,820,819	19,636,921
Time deposits with original maturity of over three months		-	-
Cash and cash equivalents as stated in the statement of cash flows		<u>16,820,819</u>	<u>19,636,921</u>

SINOCHEM HONG KONG (GROUP) COMPANY LIMITED

NOTES TO CONSOLIDATED FINANCIAL STATEMENTS

31 December 2014

1. CORPORATE INFORMATION

Sinochem Hong Kong (Group) Company Limited (the “Company”) is a limited company incorporated in Hong Kong. Its registered office is located at 46th Floor, Office Tower, Convention Plaza, 1 Harbour Road, Wanchai, Hong Kong.

The principal activity of the Company is investment holding. Details of the principal activities of the Company’s principal subsidiaries, joint ventures and associates are set out in notes 18, 19 and 20 to the consolidated financial statements, respectively.

In the opinion of the directors, the Company’s ultimate holding company is Sinochem Group (the “ultimate parent”), and the immediate parent is Sinochem Corporation Co., Ltd. (“Sinochem Corporation”), both of them are established in the People’s Republic of China (the “PRC”).

2.1 BASIS OF PREPARATION

These financial statements have been prepared in accordance with Hong Kong Financial Reporting Standards (“HKFRSs”) (which include all Hong Kong Financial Reporting Standards, Hong Kong Accounting Standards (“HKASs”) and Interpretations) issued by the Hong Kong Institute of Certified Public Accountants (“HKICPA”) and accounting principles generally accepted in Hong Kong. These financial statements also comply with the applicable requirements of the Hong Kong Companies Ordinance relating to the preparation of financial statements, which for this financial year and the comparative period continue to be those of the predecessor Companies Ordinance (Cap. 32), in accordance with transitional and saving arrangements for Part 9 of the Hong Kong Companies Ordinance (Cap. 622), “Accounts and Audit”, which are set out in sections 76 to 87 of Schedule 11 to that Ordinance. The financial statements have been prepared under the historical cost convention, except for investment properties and certain financial instruments which have been measured at fair value.

In addition to these financial statements of the Group, there was a set of separate financial statements of the Company issued on 17 April 2015.

These consolidated financial statements are presented in Hong Kong dollars (“HK\$”) and all values are rounded to the nearest thousand except when otherwise indicated. Each entity in the Group determines its own functional currency and items included in the financial statements of each entity are measured using that functional currency. As the Company is a Hong Kong incorporated company, the directors of the Company consider that it is more appropriate to have the consolidated financial statements presented in HK\$.

Basis of consolidation

The consolidated financial statements include the financial statements of the Company and its subsidiaries (collectively referred to as the “Group”) for the year ended 31 December 2014. The financial statements of the subsidiaries are prepared for the same reporting period as the Company, using consistent accounting policies. Adjustments are made to bring into line any dissimilar accounting policies that may exist. The results of subsidiaries are consolidated from the date on which the Group obtains control, and continue to be consolidated until the date that such control ceases.

Profit or loss and each component of other comprehensive income attributed to the owners of the parent of the Group and to the non-controlling interests, even if this results in the non-controlling interests having a deficit balance. All intra-group assets and liabilities, equity, income, expenses and cash flows relating to transactions between members of the Group are eliminated in full on consolidation.

The Group reassesses whether or not it controls an investee if facts and circumstances indicate that there are changes to one or more of the three elements of control described in the accounting policy for subsidiaries below. A change in the ownership interest of a subsidiary, without a loss of control, is accounted for as an equity transaction.

SINOCHEM HONG KONG (GROUP) COMPANY LIMITED

NOTES TO CONSOLIDATED FINANCIAL STATEMENTS (continued)

31 December 2014

2.1 BASIS OF PREPARATION (continued)

Basis of consolidation (continued)

If the Group loses control over a subsidiary, it derecognises (i) the assets (including goodwill) and liabilities of the subsidiary, (ii) the carrying amount of any non-controlling interest and (iii) the cumulative translation differences recorded in equity; and recognises (i) the fair value of the consideration received, (ii) the fair value of any investment retained and (iii) any resulting surplus or deficit in profit or loss. The Group's share of components previously recognised in other comprehensive income is reclassified to profit or loss or retained profits, as appropriate, on the same basis as would be required if the Group had directly disposed of the related assets or liabilities.

2.2 CHANGES IN ACCOUNTING POLICIES AND DISCLOSURES

The Group has adopted the following revised standards and new interpretation for the first time for the current year's financial statements.

Amendments to HKFRS 10, HKFRS 12 and HKAS 27 (2011)	<i>Investment Entities</i>
Amendments to HKAS 32	<i>Offsetting Financial Assets and Financial Liabilities</i>
Amendments to HKAS 36	<i>Recoverable Amount Disclosures for Non-Financial Assets</i>
Amendments to HKAS 39	<i>Novation of Derivatives and Continuation of Hedge Accounting</i>
HK(IFRIC)-Int 21	<i>Levies</i>
Amendment to HKFRS 2 included in <i>Annual Improvements 2010-2012 Cycle</i>	<i>Definition of Vesting Condition¹</i>
Amendment to HKFRS 3 included in <i>Annual Improvements 2010-2012 Cycle</i>	<i>Accounting for Contingent Consideration in a Business Combination¹</i>
Amendment to HKFRS 13 included in <i>Annual Improvements 2010-2012 Cycle</i>	<i>Short-term Receivables and Payables</i>
Amendment to HKFRS 1 included in <i>Annual Improvements 2011-2013 Cycle</i>	<i>Meaning of Effective HKFRSs</i>

¹ Effective from 1 July 2014

Except for the amendment to HKFRS 1 which is only relevant to an entity's first HKFRS financial statements, the nature and impact of each amendment and interpretation is described below:

- (a) Amendments to HKFRS 10 include a definition of an investment entity and provide an exception to the consolidation requirement for entities that meet the definition of an investment entity. Investment entities are required to account for subsidiaries at fair value through profit or loss in accordance with HKFRS 9 rather than consolidate them. Consequential amendments were made to HKFRS 12 and HKAS 27 (2011). The amendments to HKFRS 12 also set out the disclosure requirements for investment entities. The amendments have had no impact on the Group as the Company does not qualify as an investment entity as defined in HKFRS 10.

SINOCHEM HONG KONG (GROUP) COMPANY LIMITED

NOTES TO CONSOLIDATED FINANCIAL STATEMENTS (continued)

31 December 2014

2.2 CHANGES IN ACCOUNTING POLICIES AND DISCLOSURES (continued)

- (b) The HKAS 32 Amendments clarify the meaning of “currently has a legally enforceable right to set off” for offsetting financial assets and financial liabilities. The amendments also clarify the application of the offsetting criteria in HKAS 32 to settlement systems (such as central clearing house systems) which apply gross settlement mechanisms that are not simultaneous. The amendments have had no impact on the Group as the Group does not have any offsetting arrangement.
- (c) The HKAS 39 Amendments provide an exception to the requirement of discontinuing hedge accounting in situations where over-the-counter derivatives designated in hedging relationships are directly or indirectly, novated to a central counterparty as a consequence of laws or regulations, or the introduction of laws or regulations. For continuance of hedge accounting under this exception, all of the following criteria must be met: (i) the novations must arise as a consequence of laws or regulations, or the introduction of laws or regulations; (ii) the parties to the hedging instrument agree that one or more clearing counterparties replace their original counterparty to become the new counterparty to each of the parties; and (iii) the novations do not result in changes to the terms of the original derivative other than changes directly attributable to the change in counterparty to achieve clearing. The amendments have had no impact on the Group as the Group has not novated any derivatives during the current and prior years.
- (d) HK(IFRIC)-Int 21 clarifies that an entity recognises a liability for a levy when the activity that triggers payment, as identified by the relevant legislation, occurs. The interpretation also clarifies that a levy liability is accrued progressively only if the activity that triggers payment occurs over a period of time, in accordance with the relevant legislation. For a levy that is triggered upon reaching a minimum threshold, the interpretation clarifies that no liability should be recognised before the specified minimum threshold is reached. The interpretation has had no impact on the Group as the Group applied, in prior years, the recognition principles under HKAS 37 *Provisions, Contingent Liabilities and Contingent Assets* which for the levies incurred by the Group are consistent with the requirements of HK(IFRIC)-Int 21.
- (e) The HKFRS 2 Amendment clarifies various issues relating to the definitions of performance and service conditions which are vesting conditions, including (i) a performance condition must contain a service condition; (ii) a performance target must be met while the counterparty is rendering service; (iii) a performance target may relate to the operations or activities of an entity, or to those of another entity in the same group; (iv) a performance condition may be a market or non-market condition; and (v) if the counterparty, regardless of the reason, ceases to provide service during the vesting period, the service condition is not satisfied. The amendment has had no impact on the Group.
- (f) The HKFRS 3 Amendment clarifies that contingent consideration arrangements arising from a business combination that are not classified as equity should be subsequently measured at fair value through profit or loss whether or not they fall within the scope of HKFRS 9 or HKAS 39. The amendment has had no impact on the Group.
- (g) The HKFRS 13 Amendment clarifies that short-term receivables and payables with no stated interest rates can be measured at invoice amounts when the effect of discounting is immaterial. The amendment has had no impact on the Group.

SINOCHEM HONG KONG (GROUP) COMPANY LIMITED

NOTES TO CONSOLIDATED FINANCIAL STATEMENTS (continued)

31 December 2014

2.3 NEW AND REVISED HKFRSs AND NEW DISCLOSURE REQUIREMENTS UNDER THE HONG KONG COMPANIES ORDINANCE NOT YET ADOPTED

The Group has not applied the following new and revised HKFRSs, that have been issued but are not yet effective, in these financial statements.

HKFRS 9	<i>Financial Instruments</i> ⁴
Amendments to HKFRS 10 and HKAS 28 (2011)	<i>Sale or Contribution of Assets between an Investor and its Associate or Joint Venture</i> ²
Amendments to HKFRS 11	<i>Accounting for Acquisitions of Interests in Joint Operations</i> ²
HKFRS 14	<i>Regulatory Deferral Accounts</i> ⁵
HKFRS 15	<i>Revenue from Contracts with Customers</i> ³
Amendments to HKAS 16 and HKAS 38	<i>Clarification of Acceptable Methods of Depreciation and Amortisation</i> ²
Amendments to HKAS 16 and HKAS 41	<i>Agriculture: Bearer Plants</i> ²
Amendments to HKAS 19	<i>Defined Benefit Plans: Employee Contributions</i> ¹
Amendments to HKAS 27 (2011)	<i>Equity Method in Separate Financial Statements</i> ²
<i>Annual Improvements 2010-2012 Cycle</i>	<i>Amendments to a number of HKFRSs</i> ¹
<i>Annual Improvements 2011-2013 Cycle</i>	<i>Amendments to a number of HKFRSs</i> ¹
<i>Annual Improvements 2012-2014 Cycle</i>	<i>Amendments to a number of HKFRSs</i> ²
HKFRS 10, HKFRS 12 and HKAS 28 (2011)	<i>Investment Entities: Applying the Consolidation Exception</i> ²
Amendments to HKAS 1	<i>Disclosure Initiative</i> ²

¹ Effective for annual periods beginning on or after 1 July 2014

² Effective for annual periods beginning on or after 1 January 2016

³ Effective for annual periods beginning on or after 1 January 2017

⁴ Effective for annual periods beginning on or after 1 January 2018

⁵ Effective for an entity that first adopts HKFRSs for its annual financial statements beginning on or after 1 January 2016 and therefore is not applicable to the Group

In addition, the requirements of Part 9 “Accounts and Audit” of the Hong Kong Companies Ordinance (Cap. 622) will come into operation as from the Company’s first financial year commencing after 3 March 2014 in accordance with section 358 of that Ordinance, which will be the year ending 31 December 2015. The Group is in the process of making an assessment of the expected impact of the changes in the period of initial application of Part 9 of the Ordinance. So far it has concluded that the impact is unlikely to be significant and will primarily affect the presentation and disclosure of information in the consolidated financial statements.

Further information about those HKFRSs that are expected to be applicable to the Group is as follows:

In September 2014, the HKICPA issued the final version of HKFRS 9, bringing together all phases of the financial instruments project to replace HKAS 39 and all previous versions of HKFRS 9. The standard introduces new requirements for classification and measurement, impairment and hedge accounting. The Group expects to adopt HKFRS 9 from 1 January 2018. The Group expects that the adoption of HKFRS 9 will have an impact on the classification and measurement of the Group’s financial assets. Further information about the impact will be available nearer the implementation date of the standard.

SINOCHEM HONG KONG (GROUP) COMPANY LIMITED

NOTES TO CONSOLIDATED FINANCIAL STATEMENTS (continued)

31 December 2014

2.3 NEW AND REVISED HKFRSs AND NEW DISCLOSURE REQUIREMENTS UNDER THE HONG KONG COMPANIES ORDINANCE NOT YET ADOPTED (continued)

The amendments to HKFRS 10 and HKAS 28 (2011) address an inconsistency between the requirements in HKFRS 10 and in HKAS 28 (2011) in dealing with the sale or contribution of assets between an investor and its associate or joint venture. The amendments require a full recognition of a gain or loss when the sale or contribution of assets between an investor and its associate or joint venture constitutes a business. For a transaction involving assets that do not constitute a business, a gain or loss resulting from the transaction is recognised in the investor's profit or loss only to the extent of the unrelated investor's interest in that associate or joint venture. The amendments are to be applied prospectively. The Group expects to adopt the amendments from 1 January 2016.

The amendments to HKFRS 11 require that an acquirer of an interest in a joint operation in which the activity of the joint operation constitutes a business must apply the relevant principles for business combinations in HKFRS 3. The amendments also clarify that a previously held interest in a joint operation is not remeasured on the acquisition of an additional interest in the same joint operation while joint control is retained. In addition, a scope exclusion has been added to HKFRS 11 to specify that the amendments do not apply when the parties sharing joint control, including the reporting entity, are under common control of the same ultimate controlling party. The amendments apply to both the acquisition of the initial interest in a joint operation and the acquisition of any additional interests in the same joint operation. The amendments are not expected to have any impact on the financial position or performance of the Group upon adoption on 1 January 2016.

HKFRS 15 establishes a new five-step model that will apply to revenue arising from contracts with customers. Under HKFRS 15, revenue is recognised at an amount that reflects the consideration to which an entity expects to be entitled in exchange for transferring goods or services to a customer. The principles in HKFRS 15 provide a more structured approach for measuring and recognising revenue. The standard also introduces extensive qualitative and quantitative disclosure requirements, including disaggregation of total revenue, information about performance obligations, changes in contract asset and liability account balances between periods and key judgements and estimates. The standard will supersede all current revenue recognition requirements under HKFRSs. The Group expects to adopt HKFRS 15 on 1 January 2017 and is currently assessing the impact of HKFRS 15 upon adoption.

Amendments to HKAS 16 and HKAS 38 clarify the principle in HKAS 16 and HKAS 38 that revenue reflects a pattern of economic benefits that are generated from operating business (of which the asset is part) rather than the economic benefits that are consumed through the use of the asset. As a result, a revenue-based method cannot be used to depreciate property, plant and equipment and may only be used in very limited circumstances to amortise intangible assets. The amendments are to be applied prospectively. The amendments are not expected to have any impact on the financial position or performance of the Group upon adoption on 1 January 2016 as the Group has not used a revenue-based method for the calculation of depreciation of its non-current assets.

The *Annual Improvements to HKFRSs 2010-2012 Cycle* issued in January 2014 sets out amendments to a number of HKFRSs. Except for those described in note 2.2, the Group expects to adopt the amendments from 1 January 2015. None of the amendments are expected to have a significant financial impact on the Group. Details of the amendment most applicable to the Group are as follows:

HKFRS 8 *Operating Segments*: Clarifies that an entity must disclose the judgments made by management in applying the aggregation criteria in HKFRS 8, including a brief description of operating segments that have been aggregated and the economic characteristics used to assess whether the segments are similar. The amendments also clarify that a reconciliation of segment assets to total assets is only required to be disclosed if the reconciliation is reported to the chief operating decision maker.

SINOCHEM HONG KONG (GROUP) COMPANY LIMITED

NOTES TO CONSOLIDATED FINANCIAL STATEMENTS (continued)

31 December 2014

2.4 SUMMARY OF SIGNIFICANT ACCOUNTING POLICIES

Subsidiaries

A subsidiary is an entity (including a structured entity), directly or indirectly, controlled by the Company. Control is achieved when the Group is exposed, or has rights, to variable returns from its involvement with the investee and has the ability to affect those returns through its power over the investee (i.e., existing rights that give the Group the current ability to direct the relevant activities of the investee).

When the Company has, directly or indirectly, less than a majority of the voting or similar rights of an investee, the Group considers all relevant facts and circumstances in assessing whether it has power over an investee, including:

- (a) the contractual arrangement with the other vote holders of the investee;
- (b) rights arising from other contractual arrangements; and
- (c) the Group's voting rights and potential voting rights.

Investments in associates and joint ventures

An associate is an entity in which the Group has a long term interest of generally not less than 20% of the equity voting rights and over which it is in a position to exercise significant influence. Significant influence is the power to participate in the financial and operating policy decisions of the investee, but is not control or joint control over those policies.

A joint venture is a type of joint arrangement whereby the parties that have joint control of the arrangement have rights to the net assets of the joint venture. Joint control is the contractually agreed sharing of control of an arrangement, which exists only when decisions about the relevant activities require the unanimous consent of the parties sharing control.

The Group's investments in associates and joint ventures are stated in the consolidated statement of financial position at the Group's share of net assets under the equity method of accounting, less any impairment losses.

The Group's share of the post-acquisition results and other comprehensive income of associates and joint ventures is included in the consolidated statement of comprehensive income. In addition, when there has been a change recognised directly in the equity of the associate or joint venture, the Group recognises its share of any changes, when applicable, in the consolidated statement of changes in equity. Unrealised gains and losses resulting from transactions between the Group and its associates or joint ventures are eliminated to the extent of the Group's investments in the associates or joint ventures, except where unrealised losses provide evidence of an impairment of the asset transferred. Goodwill arising from the acquisition of associates or joint ventures is included as part of the Group's investments in associates or joint ventures.

If an investment in an associate becomes an investment in a joint venture or vice versa, the retained interest is not remeasured. Instead, the investment continues to be accounted for under the equity method. In all other cases, upon loss of significant influence over the associate or joint control over the joint venture, the Group measures and recognises any retained investment at its fair value. Any difference between the carrying amount of the associate or joint venture upon loss of significant influence or joint control and the fair value of the retained investment and proceeds from disposal is recognised in profit or loss.

When an investment in an associate or a joint venture is classified as held for sale, it is accounted for in accordance with HKFRS 5.

SINOCHEM HONG KONG (GROUP) COMPANY LIMITED

NOTES TO CONSOLIDATED FINANCIAL STATEMENTS (continued)

31 December 2014

2.4 SUMMARY OF SIGNIFICANT ACCOUNTING POLICIES (continued)

Interests in joint operations

A joint operation is a joint arrangement whereby the parties that have joint control of the arrangement have rights to the assets, and obligations for the liabilities, relating to the arrangement. Joint control is the contractually agreed sharing of control of an arrangement, which exists only when decisions about the relevant activities require the unanimous consent of the parties sharing control.

The Group recognises in relation to its interest in a joint operation:

- its assets, including its share of any assets held jointly;
- its liabilities, including its share of any liabilities incurred jointly;
- its revenue from the sale of its share of the output arising from the joint operation;
- its share of the revenue from the sale of the output by the joint operation; and
- its expenses, including its share of any expenses incurred jointly.

The assets, liabilities, revenues and expenses relating to the Group's interest in a joint operation are accounted for in accordance with the HKFRSs applicable to the particular assets, liabilities, revenues and expenses.

Business combinations and goodwill

Business combinations are accounted for using the acquisition method. The consideration transferred is measured at the acquisition date fair value which is the sum of the acquisition date fair values of assets transferred by the Group, liabilities assumed by the Group to the former owners of the acquiree and the equity interests issued by the Group in exchange for control of the acquiree. For each business combination, the Group elects whether to measure the non-controlling interests in the acquiree that are present ownership interests and entitle their holders to a proportionate share of net assets in the event of liquidation at fair value or at the proportionate share of the acquiree's identifiable net assets. All other components of non-controlling interests are measured at fair value. Acquisition-related costs are expensed as incurred.

When the Group acquires a business, it assesses the financial assets and liabilities assumed for appropriate classification and designation in accordance with the contractual terms, economic circumstances and pertinent conditions as at the acquisition date. This includes the separation of embedded derivatives in host contracts of the acquiree.

If the business combination is achieved in stages, the previously held equity interest is remeasured at its acquisition date fair value and any resulting gain or loss is recognised in profit or loss.

Any contingent consideration to be transferred by the acquirer is recognised at fair value at the acquisition date. Contingent consideration classified as an asset or liability that is a financial instrument and within the scope of HKAS 39 is measured at fair value with changes in fair value either recognised in profit or loss or as a change to other comprehensive income. If the contingent consideration is not within the scope of HKAS 39, it is measured in accordance with the appropriate HKFRS. Contingent consideration that is classified as equity is not remeasured and subsequent settlement is accounted for within equity.

Goodwill is initially measured at cost, being the excess of the aggregate of the consideration transferred, the amount recognised for non-controlling interests and any fair value of the Group's previously held equity interests in the acquiree over the identifiable net assets acquired and liabilities assumed. If the sum of this consideration and other items is lower than the fair value of the net assets acquired, the difference is, after reassessment, recognised in profit or loss as a gain on bargain purchase.

SINOCHEM HONG KONG (GROUP) COMPANY LIMITED

NOTES TO CONSOLIDATED FINANCIAL STATEMENTS (continued)

31 December 2014

2.4 SUMMARY OF SIGNIFICANT ACCOUNTING POLICIES (continued)

Business combinations and goodwill (continued)

After initial recognition, goodwill is measured at cost less any accumulated impairment losses. Goodwill is tested for impairment annually or more frequently if events or changes in circumstances indicate that the carrying value may be impaired. The Group performs its annual impairment test of goodwill as at 31 December. For the purpose of impairment testing, goodwill acquired in a business combination is, from the acquisition date, allocated to each of the Group's cash-generating units, or groups of cash-generating units, that are expected to benefit from the synergies of the combination, irrespective of whether other assets or liabilities of the Group are assigned to those units or groups of units.

Impairment is determined by assessing the recoverable amount of the cash-generating unit (group of cash-generating units) to which the goodwill relates. Where the recoverable amount of the cash-generating unit (group of cash-generating units) is less than the carrying amount, an impairment loss is recognised. An impairment loss recognised for goodwill is not reversed in a subsequent period.

Where goodwill has been allocated to a cash-generating unit (or group of cash-generating units) and part of the operation within that unit is disposed of, the goodwill associated with the operation disposed of is included in the carrying amount of the operation when determining the gain or loss on the disposal. Goodwill disposed of in these circumstances is measured based on the relative values of the operation disposed of and the portion of the cash-generating unit retained.

Fair value measurement

The Group measures its investment properties, derivative financial instruments, held-for-trading investments and listed equity investments in available-for-sale investments at fair value at the end of each reporting period. Fair value is the price that would be received to sell an asset or paid to transfer a liability in an orderly transaction between market participants at the measurement date. The fair value measurement is based on the presumption that the transaction to sell the asset or transfer the liability takes place either in the principal market for the asset or liability, or in the absence of a principal market, in the most advantageous market for the asset or liability. The principal or the most advantageous market must be accessible by the Group. The fair value of an asset or a liability is measured using the assumptions that market participants would use when pricing the asset or liability, assuming that market participants act in their economic best interest.

A fair value measurement of a non-financial asset takes into account a market participant's ability to generate economic benefits by using the asset in its highest and best use or by selling it to another market participant that would use the asset in its highest and best use.

The Group uses valuation techniques that are appropriate in the circumstances and for which sufficient data are available to measure fair value, maximising the use of relevant observable inputs and minimising the use of unobservable inputs.

All assets and liabilities for which fair value is measured or disclosed in the financial statements are categorised within the fair value hierarchy, described as follows, based on the lowest level input that is significant to the fair value measurement as a whole:

- Level 1 – based on quoted prices (unadjusted) in active markets for identical assets or liabilities
- Level 2 – based on valuation techniques for which the lowest level input that is significant to the fair value measurement is observable, either directly or indirectly
- Level 3 – based on valuation techniques for which the lowest level input that is significant to the fair value measurement is unobservable

For assets and liabilities that are recognised in the financial statements on a recurring basis, the Group determines whether transfers have occurred between levels in the hierarchy by reassessing categorisation (based on the lowest level input that is significant to the fair value measurement as a whole) at the end of each reporting period.

SINOCHEM HONG KONG (GROUP) COMPANY LIMITED

NOTES TO CONSOLIDATED FINANCIAL STATEMENTS (continued)

31 December 2014

2.4 SUMMARY OF SIGNIFICANT ACCOUNTING POLICIES (continued)

Impairment of non-financial assets

Where an indication of impairment exists, or when annual impairment testing for an asset is required (other than inventories, financial assets, investment properties and goodwill), the asset's recoverable amount is estimated. An asset's recoverable amount is the higher of the asset's or cash-generating unit's value in use and its fair value less costs of disposal, and is determined for an individual asset, unless the asset does not generate cash inflows that are largely independent of those from other assets or groups of assets, in which case the recoverable amount is determined for the cash-generating unit to which the asset belongs.

An impairment loss is recognised only if the carrying amount of an asset exceeds its recoverable amount. In assessing value in use, the estimated future cash flows are discounted to their present value using a pre-tax discount rate that reflects current market assessments of the time value of money and the risks specific to the asset. An impairment loss is charged to profit or loss in the period in which it arises in those expense categories consistent with the function of the impaired asset.

An assessment is made at the end of each reporting period as to whether there is an indication that previously recognised impairment losses may no longer exist or may have decreased. If such an indication exists, the recoverable amount is estimated. A previously recognised impairment loss of an asset other than goodwill is reversed only if there has been a change in the estimates used to determine the recoverable amount of that asset, but not to an amount higher than the carrying amount that would have been determined (net of any depreciation/amortisation) had no impairment loss been recognised for the asset in prior years. A reversal of such an impairment loss is credited to profit or loss in the period in which it arises, unless the asset is carried at a revalued amount, in which case the reversal of the impairment loss is accounted for in accordance with the relevant accounting policy for that revalued asset.

Related parties

A party is considered to be related to the Group if:

- (a) the party is a person or a close member of that person's family and that person
 - (i) has control or joint control over the Group;
 - (ii) has significant influence over the Group; or
 - (iii) is a member of the key management personnel of the Group or of a parent of the Group.

or

- (b) the party is an entity where any of the following conditions applies:
 - (i) the entity and the Group are members of the same group;
 - (ii) one entity is an associate or joint venture of the other entity (or of a parent, subsidiary or fellow subsidiary of the other entity);
 - (iii) the entity and the Group are joint ventures of the same third party;
 - (iv) one entity is a joint venture of a third entity and the other entity is an associate of the third entity;
 - (v) the entity is a post-employment benefit plan for the benefit of employees of either the Group or an entity related to the Group;
 - (vi) the entity is controlled or jointly controlled by a person identified in (a); and
 - (vii) a person identified in (a)(i) has significant influence over the entity or is a member of the key management personnel of the entity (or of a parent of the entity).

SINOCHEM HONG KONG (GROUP) COMPANY LIMITED

NOTES TO CONSOLIDATED FINANCIAL STATEMENTS (continued)

31 December 2014

2.4 SUMMARY OF SIGNIFICANT ACCOUNTING POLICIES (continued)

Property, plant and equipment and depreciation

Property, plant and equipment, other than construction in progress, are stated at cost less accumulated depreciation and any impairment losses. When an item of property, plant and equipment is classified as held for sale or when it is part of a disposal group classified as held for sale, it is not depreciated and is accounted for in accordance with HKFRS 5, as further explained in the accounting policy for "Non-current assets and disposal groups held for sale". The cost of an item of property, plant and equipment comprises its purchase price and any directly attributable costs of bringing the asset to its working condition and location for its intended use.

Expenditure incurred after items of property, plant and equipment have been put into operation, such as repairs and maintenance, is normally charged to profit or loss in the period in which it is incurred. In situations where the recognition criteria are satisfied, the expenditure for a major inspection is capitalised in the carrying amount of the asset as a replacement. Where significant parts of property, plant and equipment are required to be replaced at intervals, the Group recognises such parts as individual assets with specific useful lives and depreciates them accordingly.

Depreciation is calculated on the straight-line basis to write off the cost of each item of property, plant and equipment to its residual value over its estimated useful life. The principal annual rates used for this purpose are as follows:

Hotel properties	1.7% to 9.5%
Land and buildings	Over the shorter of the term of the lease or 20 to 50 years
Leasehold improvements	18% to 33.3%
Furniture and fixtures	3.8% to 33.3%
Office and machinery equipment	7.14% to 25%
Motor vehicles	8.3% to 30%

Where parts of an item of property, plant and equipment have different useful lives, the cost of that item is allocated on a reasonable basis among the parts and each part is depreciated separately. Residual values, useful lives and the depreciation method are reviewed, and adjusted prospectively if appropriate, at least at each financial year end.

An item of property, plant and equipment including any significant part initially recognised is derecognised upon disposal or when no future economic benefits are expected from its use or disposal. Any gain or loss on disposal or retirement recognised in profit or loss in the year the asset is derecognised is the difference between the net sales proceeds and the carrying amount of the relevant asset.

Leasehold land and buildings originally classified as investment properties at fair value are transferred to property, plant and equipment at a deemed cost equal to their fair value at the date of change in use.

Construction in progress represents a building under construction, which is stated at cost less any impairment losses, and is not depreciated. Cost comprises the direct costs of construction and capitalised borrowing costs on related borrowed funds during the period of construction. Construction in progress is reclassified to the appropriate category of property, plant and equipment when completed and ready for use.

SINOCHEM HONG KONG (GROUP) COMPANY LIMITED

NOTES TO CONSOLIDATED FINANCIAL STATEMENTS (continued)

31 December 2014

2.4 SUMMARY OF SIGNIFICANT ACCOUNTING POLICIES (continued)

Investment properties

Investment properties are interests in land and buildings (including the leasehold interest under an operating lease for a property which would otherwise meet the definition of an investment property) held to earn rental income and/or for capital appreciation, rather than for use in the production or supply of goods or services or for administrative purposes; or for sale in the ordinary course of business. Such properties are measured initially at cost, including transaction costs. Subsequent to initial recognition, investment properties are stated at fair value, which reflects market conditions at the end of the reporting period. Gains or losses arising from changes in the fair values of investment properties are included in profit or loss in the year in which they arise.

Construction costs incurred for investment properties under construction are capitalised as part of the carrying amount of the investment properties under construction.

Any gains or losses on the retirement or disposal of an investment property are recognised in profit or loss in the year of the retirement or disposal.

For a transfer from investment properties to owner-occupied properties or inventories, the deemed cost of a property for subsequent accounting is its fair value at the date of change in use. If a property occupied by the Group as an owner-occupied property becomes an investment property, the Group accounts for such property in accordance with the policy stated under "Property, plant and equipment and depreciation" up to the date of change in use, and any difference at that date between the carrying amount and the fair value of the property is accounted for in capital reserve as a revaluation reserve. For a transfer from inventories to investment properties, any difference between the fair value of the property at that date and its previous carrying amount is recognised in profit or loss.

Oil and gas properties

For oil and gas properties, the successful efforts method of accounting is adopted. The Group capitalises the initial acquisition costs of oil and gas properties. Impairment of initial acquisition costs is recognised based on exploratory experience and management judgement and charged to profit or loss as exploration expenses. Upon discovery of commercial reserves, acquisition costs are transferred to proved properties. The costs of drilling and equipping successful exploratory wells, all development expenditures on construction, installation or completion of infrastructure facilities such as platforms, pipelines, processing plants and the drilling of development wells and the building of enhanced recovery facilities, including those renewals and betterments that extend the economic lives of the assets, and the related borrowing costs are capitalised. The costs of unsuccessful exploratory wells and all other exploration costs are expensed as incurred.

The Group carries exploratory well costs as an asset when the well has found a sufficient quantity of reserves to justify its completion as a producing well and where the Group is making sufficient progress assessing the reserves and the economic and operating viability of the project. Exploratory well costs not meeting these criteria are charged to expenses. Exploratory wells that discover potentially economic reserves in areas where major capital expenditure will be required before production would begin and when the major capital expenditure depends upon the successful completion of further exploratory work remain capitalised and are reviewed periodically for impairment.

Producing oil and gas properties are depreciated on a unit-of-production basis over the proved developed reserves. Common facilities that are built specifically to service production directly attributed to designated oil and gas properties are depreciated based on the proved developed reserves of the respective oil and gas properties on a pro-rata basis. Common facilities that are not built specifically to service identified oil and gas properties are depreciated using the straight-line method over their estimated useful lives. Costs associated with significant development projects are not depreciated until commercial production commences and the reserves related to those costs are excluded from the calculation of depreciation.

Capitalised acquisition costs of proved properties are depreciated on a unit-of-production method over the total proved reserves of the relevant oil and gas properties.

SINOCHEM HONG KONG (GROUP) COMPANY LIMITED

NOTES TO CONSOLIDATED FINANCIAL STATEMENTS (continued)

31 December 2014

2.4 SUMMARY OF SIGNIFICANT ACCOUNTING POLICIES (continued)

Intangible assets (other than goodwill)

Intangible assets acquired separately are measured on initial recognition at cost. The cost of intangible assets acquired in a business combination is the fair value as at the date of acquisition. Intangible assets with finite lives are subsequently amortised over the useful economic life, while the pipeline usage rights acquired in business combination are amortised based on the units of production method and assessed for impairment whenever there is an indication that the intangible asset may be impaired. The amortisation period and the amortisation method for an intangible asset with a finite useful life are reviewed at least at each financial year end.

Mining rights are stated at cost less accumulated amortisation and impairment losses and are amortised based on the units of production method utilising only recoverable reserves as the depletion base.

Operating leases

Leases where substantially all the rewards and risks of ownership of assets remain with the lessor are accounted for as operating leases. Where the Group is the lessor, assets leased by the Group under operating leases are included in non-current assets, and rentals receivable under the operating leases are credited to profit or loss on the straight-line basis over the lease terms. Where the Group is the lessee, rentals payable under operating leases net of any incentives received from the lessor are charged to profit or loss on the straight-line basis over the lease terms.

Leasehold land and buildings

When a lease includes both land and building elements, the Group assesses the classification of each element as a finance or an operating lease separately based on the assessment as to whether substantially all the risks and rewards incidental to ownership of each element have been transferred to the Group. Specifically, the minimum lease payments (including any lump-sum upfront payments) are allocated between the land and the building elements in proportion to the relative fair values of the leasehold interests in the land element and the building element of the lease at the inception of the lease.

To the extent the allocation of the lease payments can be made reliably, interest in leasehold land that is accounted for as an operating lease is presented as "prepaid land lease payments" in the consolidated statement of financial position and is amortised over the lease term on the straight-line basis except for those that are classified and accounted for as investment properties under the fair value model. When the lease payments cannot be allocated reliably between the land and building elements, the entire lease is generally classified as a finance lease and accounted for as property, plant and equipment, unless it is clear that both elements are operating leases, in which case the entire lease is classified as an operating lease.

SINOCHEM HONG KONG (GROUP) COMPANY LIMITED

NOTES TO CONSOLIDATED FINANCIAL STATEMENTS (continued)

31 December 2014

2.4 SUMMARY OF SIGNIFICANT ACCOUNTING POLICIES (continued)

Non-current assets and disposal groups held for sale

Non-current assets and disposal groups are classified as held for sale if their carrying amounts will be recovered principally through a sales transaction rather than through continuing use. For this to be the case, the asset or disposal group must be available for immediate sale in its present condition subject only to terms that are usual and customary for the sale of such assets or disposal groups and its sale must be highly probable. All assets and liabilities of a subsidiary classified as a disposal group are reclassified as held for sale regardless of whether the Group retains a non-controlling interest in its former subsidiary after the sale.

Non-current assets and disposal groups (other than investment properties and financial assets) classified as held for sale are measured at the lower of their carrying amounts and fair values less costs to sell. Property, plant and equipment and intangible assets classified as held for sale are not depreciated or amortised.

Land under development

Land under development is stated at the lower of cost and net realisable value and comprise the compensation for land requisition, project cost, other preliminary infrastructure costs, borrowing costs, professional fees and other costs directly attributable to such land under development during the development period.

Land under development which has been pre-sold or intended for sale and is expected to be completed within one year from the end of the reporting period is classified under current assets. Net realisable value takes into account the Group's proceeds derived from the sale of land under development by government authorities, less costs to completion and the costs to be incurred in realising the revenue derived from the sale of land under development based on prevailing market conditions.

Properties under development

Properties under development are stated at the lower of cost and net realisable value and comprise construction costs, borrowing costs, professional fees and other costs directly attributable to such properties incurred during the development period.

Properties under development which have been pre-sold or intended for sale and are expected to be completed within one year from the end of the reporting period are classified under current assets. On completion, the properties are transferred to properties held for sale.

Properties held for sale

Properties held for sale are stated at the lower of cost and net realisable value.

Cost of properties held for sale is determined by an apportionment of total land and building costs attributable to the unsold properties.

Net realisable value is determined by reference to the sales proceeds of properties sold in the ordinary course of business, less applicable variable selling expenses, or by management's estimates based on the prevailing market conditions, on an individual property basis.

SINOCHEM HONG KONG (GROUP) COMPANY LIMITED

NOTES TO CONSOLIDATED FINANCIAL STATEMENTS (continued)

31 December 2014

2.4 SUMMARY OF SIGNIFICANT ACCOUNTING POLICIES (continued)

Investments and other financial assets

Initial recognition and measurement

Financial assets are classified, at initial recognition, as financial assets at fair value through profit or loss, loans and receivables and available-for-sale financial investments, or as derivatives designated as hedging instruments in an effective hedge, as appropriate. When financial assets are recognised initially, they are measured at fair value, plus, transaction costs that are attributable to the acquisition of the financial assets, except in the case of financial assets recorded at fair value through profit or loss.

All regular way purchases and sales of financial assets are recognised on the trade date, that is, the date that the Group commits to purchase or sell the asset. Regular way purchases or sales are purchases or sales of financial assets that require delivery of assets within the period generally established by regulation or convention in the marketplace.

As at 31 December 2014, the Group's financial assets included available-for-sale investments, amounts due from related parties, amounts due from non-controlling interests, financial assets included in other non-current assets, trade and bills receivables, financial assets included in prepayments, deposits and other receivables, held-for-trading investments, derivative financial instruments, pledged bank deposits, cash and cash equivalents, and other deposits.

Subsequent measurement

The subsequent measurement of financial assets depends on their classification as follows:

Financial assets at fair value through profit or loss

Financial assets at fair value through profit or loss include financial assets held for trading and financial assets designated upon initial recognition as at fair value through profit or loss. Financial assets are classified as held for trading if they are acquired for the purpose of sale in the near term. Derivatives, including separated embedded derivatives, are also classified as held for trading unless they are designated as effective hedging instruments as defined by HKAS 39.

Financial assets at fair value through profit or loss except crude oil derivative financial instruments are carried in the statement of financial position at fair value with net changes in fair value presented as other income, gains and losses in profit or loss. Crude oil derivative financial instruments are carried in the statement of financial position at fair value with net changes in fair value presented as revenue in profit or loss. These net fair value changes do not include any dividends or interest earned on these financial assets, which are recognised in accordance with the policies set out for "Revenue recognition" below.

Derivatives embedded in host contracts are accounted for as separate derivatives and recorded at fair value if their economic characteristics and risks are not closely related to those of the host contracts and the host contracts are not held for-trading or designated as at fair value through profit or loss. These embedded derivatives are measured at fair value with changes in fair value recognised in profit or loss. Reassessment only occurs if there is either a change in the terms of the contract that significantly modifies the cash flows that would otherwise be required or a reclassification of a financial asset out of the fair value through profit or loss category.

SINOCHEM HONG KONG (GROUP) COMPANY LIMITED

NOTES TO CONSOLIDATED FINANCIAL STATEMENTS (continued)

31 December 2014

2.4 SUMMARY OF SIGNIFICANT ACCOUNTING POLICIES (continued)

Investments and other financial assets (continued)

Financial assets at fair value through profit or loss (continued)

Derivative financial instruments are subsequently measured at fair value and carried as assets when the fair value is positive and as liabilities when the fair value is negative. Any gains or losses arising from changes in fair value of derivatives are taken directly to profit or loss.

Current versus non-current classification

Derivative instruments that are not designated as effective hedging instruments are classified as current or non-current or separated into current and non-current portions based on an assessment of the facts and circumstances (i.e., the underlying contracted cash flows).

- Where the Group expects to hold a derivative as an economic hedge (and does not apply hedge accounting) for a period beyond 12 months after the end of the reporting period, the derivative is classified as non-current (or separated into current and non-current portions) consistently with the classification of the underlying item.
- Embedded derivatives that are not closely related to the host contract are classified consistently with the cash flows of the host contract.
- The derivative instruments are separated into current portions and non-current portions only if a reliable allocation can be made.

Loans and receivables

Loans and receivables are non-derivative financial assets with fixed or determinable payments that are not quoted in an active market. After initial measurement, such assets are subsequently measured at amortised cost using the effective interest rate method less any allowance for impairment. Amortised cost is calculated by taking into account any discount or premium on acquisition and includes fees or costs that are an integral part of the effective interest rate. The effective interest rate amortisation is included in other income, gains and losses in profit or loss. The loss arising from impairment is recognised in profit or loss in finance costs for loans and in other income, gains and losses for receivables.

Available-for-sale financial investments

Available-for-sale financial investments are non-derivative financial assets in listed and unlisted equity investments and debt securities. Equity investments classified as available-for-sale are those which are neither classified as held for trading nor designated as at fair value through profit or loss. Debt securities in this category are those which are intended to be held for an indefinite period of time and which may be sold in response to needs for liquidity or in response to changes in market conditions.

After initial recognition, available-for-sale financial investments are subsequently measured at fair value, with unrealised gains or losses recognised as other comprehensive income in the investment revaluation reserve until the investment is derecognised, at which time the cumulative gain or loss is recognised in profit or loss in other income, or until the investment is determined to be impaired, when the cumulative gain or loss is reclassified from the investment revaluation reserve to profit or loss in other gains or losses. Interest and dividends earned whilst holding the available-for-sale financial investments are reported as interest income and dividend income, respectively and are recognised in profit or loss as other income in accordance with the policies set out for "Revenue recognition" below.

When the fair value of unlisted equity investments cannot be reliably measured because (a) the variability in the range of reasonable fair value estimates is significant for that investment or (b) the probabilities of the various estimates within the range cannot be reasonably assessed and used in estimating fair value, such investments are stated at cost less any impairment losses.

SINOCHEM HONG KONG (GROUP) COMPANY LIMITED

NOTES TO CONSOLIDATED FINANCIAL STATEMENTS (continued)

31 December 2014

2.4 SUMMARY OF SIGNIFICANT ACCOUNTING POLICIES (continued)

Investments and other financial assets (continued)

Available-for-sale financial investments (continued)

The Group evaluates whether the ability and intention to sell its available-for-sale financial assets in the near term are still appropriate. When, in rare circumstances, the Group is unable to trade these financial assets due to inactive markets, the Group may elect to reclassify these financial assets if management has the ability and intention to hold the assets for the foreseeable future or until maturity.

For a financial asset reclassified from the available-for-sale category, the fair value carrying amount at the date of reclassification becomes its new amortised cost and any previous gain or loss on that asset that has been recognised in equity is amortised to profit or loss over the remaining life of the investment using the effective interest rate. Any difference between the new amortised cost and the maturity amount is also amortised over the remaining life of the asset using the effective interest rate. If the asset is subsequently determined to be impaired, then the amount recorded in equity is reclassified to profit or loss.

De-recognition of financial assets

A financial asset (or, where applicable, a part of a financial asset or part of a group of similar financial assets) is primarily derecognised (i.e., removed from the Group's consolidated statement of financial position) when:

- the rights to receive cash flows from the asset have expired; or
- the Group has transferred its rights to receive cash flows from the asset or has assumed an obligation to pay the received cash flows in full without material delay to a third party under a "pass-through" arrangement; and either (a) the Group has transferred substantially all the risks and rewards of the asset, or (b) the Group has neither transferred nor retained substantially all the risks and rewards of the asset, but has transferred control of the asset.

When the Group has transferred its rights to receive cash flows from an asset or has entered into a pass-through arrangement, it evaluates if and to what extent it has retained the risk and rewards of ownership of the asset. When it has neither transferred nor retained substantially all the risks and rewards of the asset nor transferred control of the asset, the Group continues to recognise the transferred asset to the extent of the Group's continuing involvement. In that case, the Group also recognises an associated liability. The transferred asset and the associated liability are measured on a basis that reflects the rights and obligations that the Group has retained.

Continuing involvement that takes the form of a guarantee over the transferred asset is measured at the lower of the original carrying amount of the asset and the maximum amount of consideration that the Group could be required to repay.

Impairment of financial assets

The Group assesses at the end of each reporting period whether there is any objective evidence that a financial asset or a group of financial assets is impaired. An impairment exists if one or more events that occurred after the initial recognition of the asset have an impact on the estimated future cash flows of the financial asset or the group of financial assets that can be reliably estimated. Evidence of impairment may include indications that a debtor or a group of debtors is experiencing significant financial difficulty, default or delinquency in interest or principal payments, the probability that they will enter bankruptcy or other financial reorganisation and observable data indicating that there is a measurable decrease in the estimated future cash flows, such as changes in arrears or economic conditions that correlate with defaults.

SINOCHEM HONG KONG (GROUP) COMPANY LIMITED

NOTES TO CONSOLIDATED FINANCIAL STATEMENTS (continued)

31 December 2014

2.4 SUMMARY OF SIGNIFICANT ACCOUNTING POLICIES (continued)

Impairment of financial assets (continued)

Financial assets carried at amortised cost

For financial assets carried at amortised cost, the Group first assesses whether impairment exists individually for financial assets that are individually significant, or collectively for financial assets that are not individually significant. If the Group determines that no objective evidence of impairment exists for an individually assessed financial asset, whether significant or not, it includes the asset in a group of financial assets with similar credit risk characteristics and collectively assesses them for impairment. Assets that are individually assessed for impairment and for which an impairment loss is, or continues to be, recognised are not included in a collective assessment of impairment.

The amount of any impairment loss identified is measured as the difference between the asset's carrying amount and the present value of estimated future cash flows (excluding future credit losses that have not yet been incurred). The present value of the estimated future cash flows is discounted at the financial asset's original effective interest rate (i.e., the effective interest rate computed at initial recognition).

The carrying amount of the asset is reduced through the use of an allowance account and the amount of the loss is recognised in profit or loss. Interest income continues to be accrued on the reduced carrying amount and is accrued using the rate of interest used to discount the future cash flows for the purpose of measuring the impairment loss. Loans and receivables together with any associated allowance are written off when there is no realistic prospect of future recovery and all collateral has been realised or has been transferred to the Group.

If, in a subsequent period, the amount of the estimated impairment loss increases or decreases because of an event occurring after the impairment was recognised, the previously recognised impairment loss is increased or reduced by adjusting the allowance account. If a future write-off is later recovered, the recovery is credited to other income, gains and losses in profit or loss.

Available-for-sale financial investments

For available-for-sale financial investments, the Group assesses at the end of each reporting period whether there is objective evidence that an investment or a group of investments is impaired.

If an available-for-sale asset is impaired, an amount comprising the difference between its cost (net of any principal payment and amortisation) and its current fair value, less any impairment loss previously recognised in profit or loss, is removed from other comprehensive income and recognised in profit or loss.

In the case of equity investments classified as available-for-sale, objective evidence would include a significant or prolonged decline in the fair value of an investment below its cost. "Significant" is evaluated against the original cost of the investment and "prolonged" against the period in which the fair value has been below its original cost. Where there is evidence of impairment, the cumulative loss – measured as the difference between the acquisition cost and the current fair value, less any impairment loss on that investment previously recognised in profit or loss – is removed from other comprehensive income and recognised in profit or loss. Impairment losses on equity instruments classified as available-for-sale are not reversed through profit or loss. Increases in their fair value after impairment are recognised directly in other comprehensive income.

The determination of what is "significant" or "prolonged" requires judgement. In making this judgement, the Group evaluates, among other factors, the duration or extent to which the fair value of an investment is less than its cost.

SINOCHEM HONG KONG (GROUP) COMPANY LIMITED

NOTES TO CONSOLIDATED FINANCIAL STATEMENTS (continued)

31 December 2014

2.4 SUMMARY OF SIGNIFICANT ACCOUNTING POLICIES (continued)

Financial liabilities

Initial recognition and measurement

Financial liabilities are classified, at initial recognition, as financial liabilities at fair value through profit or loss, loans and borrowings, or as derivatives designated as hedging instruments in an effective hedge, as appropriate.

All financial liabilities are recognised initially at fair value and, in the case of loans and borrowings, net of directly attributable transaction costs.

The Group's financial liabilities include trade and bills payables, financial liabilities included in other payables and accruals, derivative financial instruments, interest-bearing borrowings, and amounts due to related parties.

Subsequent measurement

The Group subsequently measures its financial liabilities based on their classification as follows:

Loans and borrowings

After initial recognition, interest-bearing loans and borrowings are subsequently measured at amortised cost, using the effective interest rate method unless the effect of discounting would be immaterial, in which case they are stated at cost. Gains and losses are recognised in profit or loss when the liabilities are derecognised as well as through the effective interest rate amortisation process.

Amortised cost is calculated by taking into account any discount or premium on acquisition and fees or costs that are an integral part of the effective interest rate. The effective interest rate amortisation is included in finance costs in profit or loss.

Equity instrument

The equity instrument issued by the Group is recorded at the proceeds received, net of the direct issue cost.

De-recognition of financial liabilities

A financial liability is derecognised when the obligation under the liability is discharged or cancelled, or expires.

When an existing financial liability is replaced by another from the same lender on substantially different terms, or the terms of an existing liability are substantially modified, such an exchange or modification is treated as a de-recognition of the original liability and a recognition of a new liability, and the difference between the respective carrying amounts is recognised in profit or loss.

Offsetting of financial instruments

Financial assets and financial liabilities are offset and the net amount is reported in the statement of financial position if there is a currently enforceable legal right to offset the recognised amounts and there is an intention to settle on a net basis, or to realise the assets and settle the liabilities simultaneously.

SINOCHEM HONG KONG (GROUP) COMPANY LIMITED

NOTES TO CONSOLIDATED FINANCIAL STATEMENTS (continued)

31 December 2014

2.4 SUMMARY OF SIGNIFICANT ACCOUNTING POLICIES (continued)

Inventories

Inventories are stated at the lower of cost and net realisable value. Cost is calculated using the first-in, first-out method, except for the fertiliser-related inventories using the moving weighted-average method. In the case of work in progress and finished goods, cost comprises direct materials, direct labour and an appropriate proportion of overheads. Net realisable value is based on estimated selling prices less any estimated costs to be incurred to completion and disposal.

Cash and cash equivalents

For the purpose of the consolidated statement of cash flows, cash and cash equivalents comprise cash on hand and demand deposits, and short-term highly liquid investments that are readily convertible into known amounts of cash, are subject to an insignificant risk of changes in value, and have a short maturity of generally within three months when acquired, less bank overdrafts which are repayable on demand and form an integral part of the Group's cash management.

For the purpose of the statement of financial position, cash and cash equivalents comprise cash on hand and at banks, including term deposits, and assets similar in nature to cash, which are not restricted as to use.

Provisions

A provision is recognised when a present obligation (legal or constructive) has arisen as a result of a past event and it is probable that a future outflow of resources will be required to settle the obligation, provided that a reliable estimate can be made of the amount of the obligation.

When the effect of discounting is material, the amount recognised for a provision is the present value at the end of the reporting period of the future expenditures expected to be required to settle the obligation. The increase in the discounted present value amount arising from the passage of time is included in finance costs in profit or loss.

A contingent liability recognised in a business combination is initially measured at its fair value. Subsequently, it is measured at the higher of (i) the amount that would be recognised in accordance with the general guidance for provision above; and (ii) the amount initially recognised less, when appropriate, cumulative amortisation recognised in accordance with the guidance for revenue recognition.

Dismantlement liability is recognised when the Group has a present legal or constructive obligation as a result of the past events, and it is probable that an outflow of resources will be required to settle the obligation, and a reliable estimate of the amount of the obligation can be made. A corresponding amount equivalent to the provision is also recognised as part of the cost of the related property, plant and equipment or oil and gas properties. The amount recognised is the estimated cost of dismantlement, discounted to its present value using a current pre-tax rate that reflects, where appropriate, the risks specific to the liability. Changes in the estimated timing of dismantlement or dismantlement cost estimates are dealt with prospectively by recording an adjustment to the provision, and a corresponding adjustment to property, plant and equipment. The unwinding of the discount on the dismantlement provision is included as a finance cost.

Income tax

Income tax comprises current and deferred tax. Income tax relating to items recognised outside profit or loss is recognised outside profit or loss, either in other comprehensive income or directly in equity.

Current tax assets and liabilities for the current and prior periods are measured at the amount expected to be recovered from or paid to the taxation authorities, based on tax rates (and tax laws) that have been enacted or substantively enacted by the end of the reporting period, taking into consideration interpretations and practices prevailing in the countries in which the Group operates.

Deferred tax is provided, using the liability method, on all temporary differences at the end of the reporting period between the tax bases of assets and liabilities and their carrying amounts for financial reporting purposes.

SINOCHEM HONG KONG (GROUP) COMPANY LIMITED

NOTES TO CONSOLIDATED FINANCIAL STATEMENTS (continued)

31 December 2014

2.4 SUMMARY OF SIGNIFICANT ACCOUNTING POLICIES (continued)

Income tax (continued)

Deferred tax liabilities are recognised for all taxable temporary differences, except:

- when the deferred tax liability arises from the initial recognition of goodwill or an asset or liability in a transaction that is not a business combination and, at the time of the transaction, affects neither the accounting profit nor taxable profit or loss; and
- in respect of taxable temporary differences associated with investments in subsidiaries, associates and joint ventures, when the timing of the reversal of the temporary differences can be controlled and it is probable that the temporary differences will not reverse in the foreseeable future.

Deferred tax assets are recognised for all deductible temporary differences, the carryforward of unused tax credits and any unused tax losses. Deferred tax assets are recognised, to the extent that it is probable that taxable profit will be available against which the deductible temporary differences, the carryforward of unused tax credits and unused tax losses can be utilised, except:

- when the deferred tax asset relating to the deductible temporary differences arises from the initial recognition of an asset or liability in a transaction that is not a business combination and, at the time of the transaction, affects neither the accounting profit nor taxable profit or loss; and
- in respect of deductible temporary differences associated with investments in subsidiaries, associates and joint ventures, deferred tax assets are only recognised to the extent that it is probable that the temporary differences will reverse in the foreseeable future and taxable profit will be available against which the temporary differences can be utilised.

The carrying amount of deferred tax assets is reviewed at the end of each reporting period and reduced to the extent that it is no longer probable that sufficient taxable profit will be available to allow all or part of the deferred tax asset to be utilised. Unrecognised deferred tax assets are reassessed at the end of each reporting period and are recognised to the extent that it has become probable that sufficient taxable profit will be available to allow all or part of the deferred tax asset to be recovered.

Deferred tax assets and liabilities are measured at the tax rates that are expected to apply to the period when the asset is realised or the liability is settled, based on tax rates (and tax laws) that have been enacted or substantively enacted by the end of the reporting period.

Deferred tax assets and deferred tax liabilities are offset if a legally enforceable right exists to set off current tax assets against current tax liabilities and the deferred taxes relate to the same taxable entity and the same taxation authority.

Government grants

Government grants are recognised at their fair value where there is reasonable assurance that the grant will be received and all attaching conditions will be complied with. When the grant relates to an expense item, it is recognised as income on a systematic basis over the periods that the costs, which it is intended to compensate, are expensed.

Where the grant relates to an asset, the fair value is credited to a deferred income account and is released to profit or loss over the expected useful life of the relevant asset by equal annual instalments or deducted from the carrying amount of the asset and released to profit or loss by way of a reduced depreciation charge.

SINOCHEM HONG KONG (GROUP) COMPANY LIMITED

NOTES TO CONSOLIDATED FINANCIAL STATEMENTS (continued)

31 December 2014

2.4 SUMMARY OF SIGNIFICANT ACCOUNTING POLICIES (continued)

Revenue recognition

Revenue is recognised when it is probable that the economic benefits will flow to the Group and when the revenue can be measured reliably, on the following bases:

- (a) from the sale of goods, when the significant risks and rewards of ownership have been transferred to the buyer, provided that the Group maintains neither managerial involvement to the degree usually associated with ownership, nor effective control over the goods sold;
- (b) sales and purchases of physical commodities, which are not settled net, are presented on a gross basis as revenue and cost of goods sold in profit or loss. Activities related to trading and commodity-based derivative instruments are reported on a net basis, with the margin included in revenue;
- (c) from the sale of completed properties, when the risks and rewards of ownership of the properties are transferred to the purchasers, that is when the construction of the relevant properties has been completed and the properties have been delivered to the purchasers pursuant to the sales agreement, and the collectability of related receivables is reasonably assured;
- (d) from the land development, when the risks and rewards in connection with the land development are transferred, that is when the related construction works have been completed as well as land is sold, and the collectability of the proceeds from land sales is reasonably assured;
- (e) from the crude oil, natural gas, and other items are recognised when title passes to the customer, which is when the risk of ownership passes to the purchaser and physical delivery of goods occurs, either immediately or within a fixed delivery schedule that is reasonable and customary in the industry;
- (f) from the producing properties in which the Group has an interest with other producers are recognised based on the actual volumes the Group sold during the period. Any differences between volumes sold and entitlement volumes, based on our net working interest, which are deemed to be non-recoverable through remaining production, are recognised as accounts receivable or accounts payable, as appropriate. Cumulative differences between volumes sold and entitlement volumes are generally not significant;
- (g) rental income, on a time proportion basis over lease terms, except for contingent rental income which is recognised when it arises, where premiums received to terminate leases are recognised in profit or loss when they arise;
- (h) hotel, property management and other services income, in the period in which such services are rendered;
- (i) from the rendering of services, on the percentage of completion basis, as further explained in the accounting policy for "Contracts for services" below;
- (j) interest income, on an accrual basis using the effective interest method by applying the rate that exactly discounts the estimated future cash receipts over the expected life of the financial instrument or a shorter period, when appropriate, to the net carrying amount of the financial asset; and
- (k) dividend income, when the shareholders' right to receive payment has been established.

Contracts for services

Contract revenue on the rendering of services comprises the agreed contract amount. Costs of rendering services comprise labour and other costs of personnel directly engaged in providing the services and attributable overheads.

SINOCHEM HONG KONG (GROUP) COMPANY LIMITED

NOTES TO CONSOLIDATED FINANCIAL STATEMENTS (continued)

31 December 2014

2.4 SUMMARY OF SIGNIFICANT ACCOUNTING POLICIES (continued)

Contracts for services (continued)

Revenue from the rendering of services is recognised based on the percentage of completion of the transaction, provided that the revenue, the costs incurred and the estimated costs to completion can be measured reliably. The percentage of completion is established by reference to the costs incurred to date as compared to the total costs to be incurred under the transaction. Where the outcome of a contract cannot be measured reliably, revenue is recognised only to the extent that the expenses incurred are eligible to be recovered.

Provision is made for foreseeable losses as soon as they are anticipated by management.

Where contract costs incurred to date plus recognised profits less recognised losses exceed progress billings, the surplus is treated as an amount due from contract customers. Where progress billings exceed contract costs incurred to date plus recognised profits less recognised losses, the surplus is treated as an amount due to contract customers.

Share-based payments

Equity-settled share-based payments

The fair value of services received determined by reference to the fair value of share options granted at the grant date is expensed on the straight-line basis over the vesting period, with a corresponding increase in equity (share option reserve).

At the end of the reporting period, the Group revises its estimates of the number of options that are expected to ultimately vest. The impact of the revision of the original estimates during the vesting period, if any, is recognised in profit or loss such that the cumulative expense reflects the revised estimate, with a corresponding adjustment to the share option reserve of subsidiaries.

At the time when the share options are exercised, the amount previously recognised in share option reserve will be transferred to issued equity. When the share options are forfeited after the vesting date or are still not exercised at the expiry date, the amount previously recognised in the share option reserve of subsidiaries will be transferred to retained profits.

Retirement benefit costs

The Group operates a defined contribution Mandatory Provident Fund retirement benefit scheme (the "MPF Scheme") under the Mandatory Provident Fund Schemes Ordinance for all of its employees who are eligible to participate in the MPF Scheme. Contributions are made based on a percentage of the employees' basic salaries and are charged to profit or loss as they become payable in accordance with the rules of the MPF Scheme. The assets of the MPF Scheme are held separately from those of the Group in an independently administered fund. The Group's employer contributions vest fully with the employees when contributed into the MPF Scheme.

The employees of the Group's subsidiaries which operate in Mainland China are required to participate in a central pension scheme operated by the local municipal government. The subsidiaries are required to contribute certain percentages of their payroll costs to the central pension scheme. The contributions are charged to profit or loss as they become payable in accordance with the rules of the central pension scheme.

Borrowing costs

Borrowing costs directly attributable to the acquisition, construction or production of qualifying assets, i.e., assets that necessarily take a substantial period of time to get ready for their intended use or sale, are capitalised as part of the cost of those assets. The capitalisation of such borrowing costs ceases when the assets are substantially ready for their intended use or sale. Investment income earned on the temporary investment of specific borrowings pending their expenditure on qualifying assets is deducted from the borrowing costs capitalised. All other borrowing costs are expensed in the period in which they are incurred. Borrowing costs consist of interest and other costs that an entity incurs in connection with the borrowing of funds.

SINOCHEM HONG KONG (GROUP) COMPANY LIMITED

NOTES TO CONSOLIDATED FINANCIAL STATEMENTS (continued)

31 December 2014

2.4 SUMMARY OF SIGNIFICANT ACCOUNTING POLICIES (continued)

Dividends

Final dividends proposed by the directors are classified as a separate allocation of retained profits within the equity section of the statement of financial position, until they have been approved by the shareholders. When these dividends have been approved by the shareholders and declared, they are recognised as a liability.

Foreign currencies

In preparing the financial statements of each individual group entity, transactions in currencies other than the functional currency of that entity (foreign currencies) are recorded in the respective functional currency (i.e., the currency of the primary economic environment in which the entity operates) at the rates of exchanges prevailing on the dates of the transactions. Monetary items denominated in foreign currencies are translated at the rates prevailing at the end of the reporting period. Non-monetary items carried at fair value that are denominated in foreign currencies are retranslated at the exchange rates at the date when the fair value was measured. Non-monetary items that are measured in terms of historical cost in a foreign currency are not retranslated.

Exchange differences arising on the settlement of monetary items, and on the retranslation of monetary items, are recognised in profit or loss in the period in which they arise, except for exchange differences arising on a monetary item that forms part of the Company's net investment in a foreign operation, in which case, the exchange differences are recognised in other comprehensive income and accumulated in equity and will be reclassified from equity to profit or loss on disposal of the foreign operation. Exchange differences arising on the retranslation of non-monetary items carried at fair value are included in profit or loss for the period except for exchange differences arising on the retranslation of non-monetary items in respect of which gains and losses are recognised directly in other comprehensive income, in which cases, the exchange differences are also recognised directly in other comprehensive income.

For the purpose of presenting the consolidated financial statements, the assets and liabilities of the Group's foreign operations are translated into the presentation currency of the Group (i.e., HK\$) at the rate of exchange prevailing at the end of the reporting period, and their income and expenses are translated at the average exchange rates for the year, unless exchange rates fluctuate significantly during the period, in which case the exchange rates prevailing at the dates of transactions are used. Exchange differences arising, if any, are recognised in other comprehensive income and accumulated in equity (the translation reserve).

On the disposal of a foreign operation (i.e., a disposal of the Group's entire interest in a foreign operation, or a disposal involving loss of control over a subsidiary that includes a foreign operation, a disposal involving loss of joint control over a joint venture that includes a foreign operation, or a disposal involving loss of significant influence over an associate that includes a foreign operation), all of the exchange differences accumulated in equity in respect of that operation attributable to the owners of the parent are reclassified to profit or loss. In addition, in relation to a partial disposal of a subsidiary that does not result in the Group losing control over the subsidiary, the proportionate share of accumulated exchange differences is re-attributed to non-controlling interests and is not recognised in profit or loss. For all other partial disposals (i.e., partial disposals of associates or joint ventures that do not result in the Group losing significant influence or joint control), the proportionate share of the accumulated exchange differences is reclassified to profit or loss.

Any goodwill arising on the acquisition of a foreign operation and any fair value adjustments to the carrying amounts of assets and liabilities arising on acquisition are treated as assets and liabilities of the foreign operation and translated at the closing rate.

SINOCHEM HONG KONG (GROUP) COMPANY LIMITED

NOTES TO CONSOLIDATED FINANCIAL STATEMENTS (continued)

31 December 2014

3. SIGNIFICANT ACCOUNTING JUDGEMENTS AND ESTIMATES

Judgements

In the process of applying the Group's accounting policies, management has made the following judgements, apart from those involving estimations, which have the most significant effect on the amounts recognised in the financial statements.

(a) Reserve base

Oil and gas properties are depreciated on a unit-of-production basis at a rate calculated by reference to proved reserves. Commercial reserves are determined using estimates of oil in place, recovery factors and future oil prices, the latter having an impact on the proportion of the gross reserves which are attributable to the host government under the terms of the production sharing contracts. The level of estimated commercial reserves is also a key determinant in assessing whether the carrying value of any of the Group's oil and gas properties has been impaired.

(b) Operating lease commitments – Group as lessor

The Group has entered into commercial property leases on its investment property portfolio. The Group has determined, based on an evaluation of the terms and conditions of the arrangements, that it retains all the significant risks and rewards of ownership of these properties which are leased out on operating leases.

(c) Classification between investment properties and owner-occupied properties

The Group determines whether a property qualifies as an investment property, and has developed criteria in making that judgement. Investment property is a property held to earn rentals or for capital appreciation or both. Therefore, the Group considers whether a property generates cash flows largely independently of the other assets held by the Group. Some properties comprise a portion that is held to earn rentals or for capital appreciation and another portion that is held for use in the production or supply of goods or services or for administrative purposes.

If these portions could be sold separately or leased out separately under a finance lease, the Group accounts for the portions separately. If the portions could not be sold separately, the property is an investment property only if an insignificant portion is held for use in the production or supply of goods or services or for administrative purposes.

Judgement is made on an individual property basis to determine whether ancillary services are so significant that a property does not qualify as an investment property.

(d) Classification between investment properties and properties held for sale

The Group develops properties held for sale and properties held to earn rentals and/or for capital appreciation or both. Judgement is made by management in determining whether a property is designated as an investment property or a property held for sale. The Group considers its intention for holding the properties at the early development stage of the related properties. During the course of construction, the related properties under construction are accounted for as properties under development if the properties are intended for sale after completion. Upon completion of construction, properties under development are transferred to properties held for sale and are stated at cost. Properties under construction are accounted for as investment properties if the properties are intended to be held to earn rentals and/or for capital appreciation after completion.

Estimation uncertainty

The key assumptions concerning the future and other key sources of estimation uncertainty at the end of the reporting period that have a significant risk of causing a material adjustment to the carrying amounts of assets and liabilities within the next financial year are described below.

SINOCHEM HONG KONG (GROUP) COMPANY LIMITED

NOTES TO CONSOLIDATED FINANCIAL STATEMENTS (continued)

31 December 2014

3. SIGNIFICANT ACCOUNTING JUDGEMENTS AND ESTIMATES (continued)

Estimation uncertainty (continued)

(a) Carrying value of oil and gas properties

The calculation of the unit-of-production rate for oil and gas properties amortisation could be impacted to the extent that actual production in the future is different from the current forecast production based on proved reserves. This would generally result from significant changes in any of the factors or assumptions used in estimating reserves. These factors could include changes in proved reserves, the effect on proved reserves of differences between actual commodity prices and commodity price assumptions and unforeseen operational issues.

(b) Recoverability of assets' carrying values

The Group assesses its non-financial assets for possible impairment if there are events or changes in circumstances that indicate that carrying values of the assets may not be recoverable and, as a result, charges for impairment are recognised in the Group's results from time to time. Such indicators include changes in the Group's business plans, changes in commodity prices leading to sustained unprofitable performance, an increase in the discount rate, change in estimation on future production period due to statutory requirements and approval, low plat utilisation, evidence of physical damage and, for oil and gas properties, significant downward revisions of estimated volumes or increases in estimated future development expenditure. If there are low oil prices, natural gas prices, refining margins or marketing margins and disapproval of future productions during an extended period, the Group may need to recognise significant impairment charges. As disclosed in note 19 to the consolidated financial statements, the contract for the Group's interest in Yemen 10 Block will be expired at the end of 2015. If the contract is not renewed, the Group's share of oil reserves and recoverable amount of such interest would be much lower than current estimate.

The assessment for impairment entails comparing the carrying value of the asset or cash-generating unit with its recoverable amount, that is, the higher of fair value less costs to sell and value in use. Value in use is usually determined on the basis of discounted estimated future net cash flows. Determination as to whether and how much an asset is impaired involves management estimates on highly uncertain matters such as political risks in the locations where assets are located, future commodity prices, the effects of inflation on operating expenses, discount rates, production profiles and the outlook for global or regional market supply-and-demand conditions for crude oil, natural gas and refined products. As disclosed in note 17 to the consolidated financial statements, the Group has interest in Syria 26 Block, which is currently not in production due to international sanctions imposed on Syria. There is a high degree of subjectivity inherent in the discounted future cash flow due to the unknown duration of the sanctions and the eventual outcome of events in Syria. Accordingly, the estimated discounted future net cash flow may change materially in future periods depending on a wide range of factors.

(c) Dismantlement costs

Dismantlement costs will be incurred by the Group at the end of the operating life of certain of the Group's facilities and properties. The ultimate dismantlement costs are uncertain and cost estimates can vary in response to many factors including changes to relevant legal requirements, the emergence of new restoration techniques or experience at other production sites. The expected timing and amount of expenditure can also change, for example, in response to changes in reserves or changes in laws and regulations or their interpretation. As a result, there could be significant adjustments to the provisions established which would affect future financial results.

SINOCHEM HONG KONG (GROUP) COMPANY LIMITED

NOTES TO CONSOLIDATED FINANCIAL STATEMENTS (continued)

31 December 2014

3. SIGNIFICANT ACCOUNTING JUDGEMENTS AND ESTIMATES (continued)

Estimation uncertainty (continued)

(d) Carrying amount of land under development

The Group's land under development is stated at the lower of cost and net realisable value. Based on the Group's recent experience and the nature of the subject land development, the Group makes estimates of cost allocated to each parcel of land under development, and its net realisable value, i.e., the revenue to be derived from the land under development for sale by government authorities, less costs to completion and the costs to be incurred in realising the revenue from the sale of land under development based on prevailing market conditions.

If the cost is higher than the estimated net realisable value, provision for the excess of cost of land under development over its net realisable value should be made. Such a provision would require the use of judgement and estimates. Where the expectation is different from the original estimate, the carrying value and provision for land under development in the periods in which such estimate is changed will be adjusted accordingly. The carrying amount of land under development at 31 December 2014 was HK\$12,960,110,000 (2013: HK\$9,711,609,000).

(e) Measurement of cost from land development

Development costs of land are recorded as land under development during the construction stage and an apportionment of these costs will be recognised in profit or loss upon the recognition of the revenue of the land under development. Before the final settlement of the development costs and other costs relating to the land under development, these costs are accrued by the Group based on management's best estimate.

Where the final settlement of costs and the related cost allocation is different from the initial estimates, any increase or decrease in the development costs and other costs would affect profit or loss in future years.

(f) Recognition and allocation of construction cost on properties under development

Development costs of properties are recorded as properties under development during the construction stage and will be transferred to completed properties held for sale upon completion. An apportionment of these costs will be recognised in profit or loss upon the recognition of the sale of properties. Before the final settlement of the development costs and other costs relating to the sale of the properties, these costs are accrued by the Group based on management's best estimate.

When developing properties, the Group may divide the development projects into phases. Specific costs directly related to the development of a phase are recorded as the cost of that phase. Costs that are common to phases are allocated to individual phases based on the estimated saleable area of the entire project.

Where the final settlement of costs and the related cost allocation is different from the initial estimates, any increase or decrease in the development costs and other costs would affect profit or loss in future years. The carrying amount of properties under development at 31 December 2014 was HK\$46,056,883,000 (2013: HK\$43,999,424,000).

(g) PRC land appreciation tax ("LAT")

One subsidiary of the Group is subject to LAT in the PRC. The provision for LAT is based on management's best estimates according to the understanding of the requirements set forth in the relevant PRC tax laws and regulations. The actual LAT liabilities are subject to the determination by the tax authorities upon the completion of the property development projects. The Group has not finalised its LAT tax returns and payments with the local tax authorities for its property development projects. The final outcome may be different from the amounts that were initially recorded, and the differences will affect the current income tax expense and LAT provision in the period when LAT is ascertained. The carrying amount of provision for LAT at 31 December 2014 was HK\$2,392,926,000 (2013: HK\$2,193,118,000).

SINOCHEM HONG KONG (GROUP) COMPANY LIMITED

NOTES TO CONSOLIDATED FINANCIAL STATEMENTS (continued)

31 December 2014

3. SIGNIFICANT ACCOUNTING JUDGEMENTS AND ESTIMATES (continued)

Estimation uncertainty (continued)

(h) Estimation of fair value of investment properties

In the absence of current prices in an active market for similar properties, the Group considers information from a variety of sources, including:

- current prices in active market for properties of a different nature, condition or location, adjusted to reflect those differences;
- recent prices of similar properties on less active markets, with adjustments to reflect any changes in economic conditions since the date of the transactions that occurred at those prices; and
- discounted cash flow projections based on reliable estimates of future cash flows, supported by the terms of any existing lease and other contracts and (when possible) by external evidence such as current market rents for similar properties in the same location and condition, and using discount rates that reflect current market assessments of the uncertainty in the amount and timing of the cash flows.

In the absence of current prices in an active market for similar properties, the Group considers information from a variety of sources, including:

- current prices in active market for properties of a different nature, condition or location, adjusted to reflect those differences;
- recent prices of similar properties on less active markets, with adjustments to reflect any changes in economic conditions since the date of the transactions that occurred at those prices; and
- discounted cash flow projections based on reliable estimates of future cash flows, supported by the terms of any existing lease and other contracts and (when possible) by external evidence such as current market rents for similar properties in the same location and condition, and using discount rates that reflect current market assessments of the uncertainty in the amount and timing of the cash flows.

The carrying amount of investment properties at 31 December 2014 was HK\$24,465,844,000 (2013: HK\$22,125,586,000). Further details, including the key assumptions used for the fair value measurement, are given in note 13 to the consolidated financial statements.

(i) Estimation of net realisable value for properties held for sale

Properties held for sale are stated at the lower of cost and net realisable value. The net realisable value is assessed with reference to market conditions and prices existing at the end of the reporting period and is determined by the Group having taken suitable external advice and in the light of recent market transactions. The carrying amount of properties held for sale at 31 December 2014 was HK\$7,618,885,000 (2013: HK\$5,915,469,000).

(j) Depreciation of property, plant and equipment

Property, plant and equipment are depreciated on the straight-line basis over the estimated useful lives of the assets. The Group reviews the estimated useful lives and residual values of the assets annually in order to determine the amount of depreciation expenses to be recorded during any reporting period. The useful lives and residual values are based on the Group's technological experience with similar assets and taking into account anticipated technological changes. The depreciation expenses for a future period are adjusted if there are significant changes from previous estimations.

SINOCHEM HONG KONG (GROUP) COMPANY LIMITED

NOTES TO CONSOLIDATED FINANCIAL STATEMENTS (continued)

31 December 2014

3. SIGNIFICANT ACCOUNTING JUDGEMENTS AND ESTIMATES (continued)

Estimation uncertainty (continued)

(k) Deferred tax assets

Deferred tax assets are recognised for all unused tax losses to the extent that it is probable that taxable profit will be available against which the losses can be utilised. Significant management judgement is required to determine the amount of deferred tax assets that can be recognised, based upon the likely timing and level of future taxable profits together with future tax planning strategies. In cases where the actual future taxable profits or taxable temporary differences generated are less than expected, a material reversal of deferred tax assets may arise, which would be recognised in profit or loss for the period in which such a reversal takes place. The carrying value of deferred tax assets relating to recognised tax losses at 31 December 2014 was HK\$440,304,000 (2013: HK\$599,079,000).

(l) Deferred tax liabilities

Deferred tax liabilities have not been established for income tax and withholding tax that would be payable on certain profits of the subsidiaries in the PRC to be repatriated and distributed by way of dividends as the directors consider that the timing of the reversal of the related temporary differences can be controlled and such temporary differences will not be reversed in the foreseeable future.

If these distributed earnings of the subsidiaries in the PRC are considered to be repatriated and distributed by way of dividends, the deferred income tax charge and deferred income tax liability would have been increased by the same amount of approximately HK\$1,308,270,000 (2013: HK\$740,470,000).

(m) PRC corporate income tax

Some subsidiaries of the Group are subject to income taxes in the PRC. As a result of the fact that certain matters relating to the income taxes have not been confirmed by the local tax bureau, objective estimate and judgement based on currently enacted tax laws, regulations and other related policies are required in determining in the provision for income taxes to be made. Where the final tax outcome of these matters is different from the amounts originally recorded, the differences will impact on the income tax and tax provisions in the period in which the differences realise. The carrying amount of income tax payable at 31 December 2014 was HK\$2,125,436,000 (2013: HK\$1,616,382,000).

(n) Impairment of goodwill

The Group determines whether goodwill is impaired at least on an annual basis. This requires an estimation of the value in use of the cash-generating units to which the goodwill is allocated. Estimating the value in use requires the Group to make an estimate of the expected future cash flows from the cash-generating units and also to choose a suitable discount rate in order to calculate the present value of those cash flows. Where the actual future cash flows are less than expected, a material impairment loss may arise. The carrying amount of goodwill at 31 December 2014 was HK\$4,094,684,000 (2013: HK\$4,096,952,000).

(o) Impairment of trade and bill receivables and other receivables

The provision policy for impairment of trade and other receivables of the Group is based on the ongoing evaluation of the collectability, aged analysis of the outstanding receivables and management's judgement. A considerable amount of judgement is required in assessing the ultimate realisation of these receivables, including creditworthiness and the past collection history of each customer. If the financial conditions of the customers of the Group deteriorate, resulting in an impairment of their ability to make payments, additional allowances may be required. The carrying amounts of trade and bills receivables and other receivables at 31 December 2014 were HK\$18,475,577,000 (2013: HK\$24,832,795,000) and HK\$1,467,754,000 (2013: HK\$1,480,232,000), respectively.

SINOCHEM HONG KONG (GROUP) COMPANY LIMITED

NOTES TO CONSOLIDATED FINANCIAL STATEMENTS (continued)

31 December 2014

3. SIGNIFICANT ACCOUNTING JUDGEMENTS AND ESTIMATES (continued)

Estimation uncertainty (continued)

(p) Impairment of other non-financial assets

The Group assesses whether there are any indicators of impairment for all non-financial assets at the end of each reporting period. Other non-financial assets are tested for impairment when there are indicators that the carrying amounts may not be recoverable. An impairment exists when the carrying value of an asset or a cash-generating unit exceeds its recoverable amount, which is the higher of its fair value less costs to sell and its value in use. The calculation of the fair value less costs to sell is based on available data from binding sales transactions in an arm's length transaction of similar assets or observable market prices less incremental costs for disposing of the asset. When value in use calculations are undertaken, management must estimate the expected future cash flows from the asset or cash-generating unit and choose a suitable discount rate in order to calculate the present value of those cash flows.

(q) Impairment of inventories

Determining whether inventories are impaired requires an estimation of its net realisable value. Net realisable value of inventories is the expected selling price in the ordinary course of business, less estimated costs to completion and selling expenses. These estimates are based on current market conditions and the historical experience of manufacturing and selling products of a similar nature. These estimates could change significantly as a result of changes in customer preferences and competitor actions in response to severe industry cycles. The Group reassesses these estimates at the end of each reporting period. As at 31 December 2014, the carrying amount of inventories was HK\$8,375,667,000 (2013: HK\$7,074,485,000).

SINOCHEM HONG KONG (GROUP) COMPANY LIMITED

NOTES TO CONSOLIDATED FINANCIAL STATEMENTS (continued)

31 December 2014

4. REVENUE AND BUSINESS ANALYSIS

Revenue

Revenue, which is also the Group's turnover, is analysed as follows:

	2014 HK\$'000	2013 HK\$'000
Sales of crude oil and petroleum products	427,927,888	352,485,834
Sales of fertilisers	35,751,239	43,461,338
Sales of chemical products	9,700,512	9,249,225
Sales of properties	21,895,188	9,708,112
Hotel operation	2,126,655	2,061,232
Gross rental income	1,373,648	1,224,157
Land development	3,650,038	7,159,582
Property management	474,429	538,144
Others	<u>1,141,696</u>	<u>579,833</u>
	<u>504,041,293</u>	<u>426,467,457</u>

Business analysis

The Group analyses its business activities into the following operating segments: (i) oil and gas, (ii) fertilisers, (iii) real estate, and (iv) others (mainly chemical product trading, chartered shipping services and securities investment). The following is an analysis of the Group's revenue and results by operating segment.

	Oil and gas HK\$'000	Fertilisers HK\$'000	Real estate HK\$'000	Others HK\$'000	Eliminations HK\$'000	Consolidated HK\$'000
<u>Year ended 31 December 2014</u>						
REVENUE						
External sales	427,927,888	35,751,239	29,519,958	10,842,208	-	504,041,293
Inter-segment sales	<u>357,432</u>	-	<u>28,196</u>	<u>5,034,374</u>	<u>(5,420,002)</u>	-
Total	<u>428,285,320</u>	<u>35,751,239</u>	<u>29,548,154</u>	<u>15,876,582</u>	<u>(5,420,002)</u>	<u>504,041,293</u>
Segment (loss)/profit	(1,138,882)	237,682	11,305,336	2,694,571	(2,388,711)	10,709,996
Interest income						894,461
Finance costs						(2,849,356)
Gain on disposal of subsidiaries						2,270
Gain on deemed disposal of subsidiaries						1,703
Share of results of:						
Joint ventures						(286,902)
Associates						<u>203,779</u>
Profit before tax						<u>8,675,951</u>

SINOCHEM HONG KONG (GROUP) COMPANY LIMITED

NOTES TO CONSOLIDATED FINANCIAL STATEMENTS (continued)

31 December 2014

4. REVENUE AND BUSINESS ANALYSIS (continued)

Business analysis (continued)

	Oil and gas HK\$'000	Fertilisers HK\$'000	Real estate HK\$'000	Others HK\$'000	Eliminations HK\$'000	Consolidated HK\$'000
<u>Year ended 31 December 2013</u>						
REVENUE						
External sales	352,485,834	43,461,338	20,691,227	9,829,058	-	426,467,457
Inter-segment sales	<u>501,019</u>	-	<u>27,686</u>	<u>4,062,905</u>	<u>(4,591,610)</u>	-
Total	<u>352,986,853</u>	<u>43,461,338</u>	<u>20,718,913</u>	<u>13,891,963</u>	<u>(4,591,610)</u>	<u>426,467,457</u>
Segment profit/(loss)	3,348,222	(283,674)	9,513,727	2,063,991	(2,023,280)	12,618,986
Interest income						494,755
Finance costs						(2,918,661)
Share of results of:						
Joint ventures						(1,555)
Associates						<u>214,320</u>
Profit before tax						<u>10,407,845</u>

Segment profit or loss represents the results earned by or loss from each segment without allocation of interest income, gain on disposal of subsidiaries, gain on deemed disposal of subsidiaries, share of results of joint ventures and associates, and finance costs.

SINOCHEM HONG KONG (GROUP) COMPANY LIMITED

NOTES TO CONSOLIDATED FINANCIAL STATEMENTS (continued)

31 December 2014

4. REVENUE AND BUSINESS ANALYSIS (continued)

	Oil and gas HK\$'000	Fertilisers HK\$'000	Real estate HK\$'000	Others HK\$'000	Consolidated HK\$'000
<u>Year ended 31 December 2014</u>					
Amounts included in the measure of segment profit or loss:					
Gains/(losses) on disposal of:					
Property, plant and equipment	112	(6,044)	(2,754)	(4)	(8,690)
Available-for-sale investments	-	134,809	-	15,168	149,977
Other assets	-	-	-	308	308
Write-off of non-demand payables	-	14,830	-	-	14,830
Write-off of oil and gas properties	376,004	-	-	-	376,004
Impairment losses of:					
Property, plant and equipment	-	9,468	-	-	9,468
Interests in joint ventures	91,186	-	-	-	91,186
Impairment of trade and bills receivables	-	602	23,282	-	23,884
Impairment of other receivables	46,554	-	19	3	46,576
Reversal of impairment losses of:					
Other receivables	-	13,638	-	-	13,638
Fair value losses, net:					
Held-for-trading investments	-	-	-	(3,326)	(3,326)
Derivative financial instruments	-	(32,311)	-	-	(32,311)
Fair value changes of investment properties	-	-	2,286,463	(35,216)	2,251,247
Depreciation of oil and gas properties	3,449,165	-	-	-	3,449,165
Depreciation of property, plant and equipment	15,576	375,881	311,524	7,621	710,602
Amortisation of other non-current assets	-	8,250	-	-	8,250
Amortisation of intangible assets	66,418	41,199	8,926	135	116,678
Amortisation of prepaid land lease payments	-	15,306	56,490	244	72,040
Write-down of inventories	12,313	33,786	-	5,283	51,382

SINOCHEM HONG KONG (GROUP) COMPANY LIMITED

NOTES TO CONSOLIDATED FINANCIAL STATEMENTS (continued)

31 December 2014

4. REVENUE AND BUSINESS ANALYSIS (continued)

	Oil and gas HK\$'000	Fertilisers HK\$'000	Real estate HK\$'000	Others HK\$'000	Consolidated HK\$'000
<u>Year ended 31 December 2013</u>					
Amounts included in the measure of segment profit or loss:					
(Losses)/gains on disposal of:					
Property, plant and equipment	(261)	(811)	(1,398)	-	(2,470)
Available-for-sale investments	-	1,311	-	-	1,311
Held-for-trading investments	-	-	-	49,234	49,234
Investment property	-	18,730	-	-	18,730
Write-off of non-demand payables	-	15,462	-	-	15,462
Waived consideration payable	-	31,293	-	-	31,293
Impairment losses of:					
Oil and gas properties	124,102	-	-	-	124,102
Property, plant and equipment	-	-	2,108	-	2,108
Available-for-sale investments	-	10,014	-	-	10,014
Impairment of trade and bills receivables	-	19,893	16,794	-	36,687
Impairment of other receivables	-	26,975	41	-	27,016
Reversal of impairment losses of:					
Trade receivables	121,284	-	-	-	121,284
Fair value gains, net:					
Held-for-trading investments	-	-	-	3,075	3,075
Transfers from properties held for sale to investment properties	-	-	5,932	-	5,932
Fair value changes of investment properties	-	-	1,831,346	(2,414)	1,828,932
Depreciation of oil and gas properties	3,424,259	-	-	-	3,424,259
Depreciation of property, plant and equipment	24,427	365,488	268,842	8,228	666,985
Amortisation of other non-current assets	-	8,384	-	-	8,384
Amortisation of intangible assets	38,192	41,767	10,428	-	90,387
Amortisation of prepaid land lease payments	-	15,024	60,312	244	75,580
Write-down of inventories	-	117,256	-	-	117,256

SINOCHEM HONG KONG (GROUP) COMPANY LIMITED

NOTES TO CONSOLIDATED FINANCIAL STATEMENTS (continued)

31 December 2014

5. OTHER INCOME, GAINS AND LOSSES, NET

	2014 HK\$'000	2013 HK\$'000
<u>Other income</u>		
Bank interest income	421,796	262,701
Interest on other advances	60,964	62,164
Interest on other deposits	121,706	51,660
Interest on other financial assets	264,723	94,024
Interest on a finance lease contract	25,272	24,206
Dividend income from available-for-sale investments	3,841	3,955
Government grants (note i)	77,466	87,892
Compensation received	44,476	77,776
Sales of scrapped materials	47,392	20,543
Sundry income, net	<u>123,631</u>	<u>103,200</u>
	<u>1,191,267</u>	<u>788,121</u>
<u>Gains and losses</u>		
(Losses)/gains on disposal of:		
Property, plant and equipment	(8,690)	(2,470)
Investment property	-	18,730
Associates	-	527
Available-for-sale investments (note ii)	149,977	1,311
Held-for-trading investments	-	49,234
Other assets	308	-
Subsidiaries	2,270	-
Gain on deemed disposal of subsidiaries (note 40)	1,703	-
Write-off of non-demand payables	14,830	15,462
Write-off of oil and gas properties (note 17)	(376,004)	-
Waived consideration payable	-	31,293
Impairment losses of:		
Oil and gas properties (note 17)	-	(124,102)
Property, plant and equipment (note 10)	(9,468)	(2,108)
Interest in joint ventures (note 19)	(91,186)	-
Available-for-sale investments	-	(10,014)
Impairment of trade and bills receivables (note 27)	(23,884)	(36,687)
Impairment of other receivables	(46,576)	(27,016)
Reversal of impairment losses of:		
Trade receivables (note 27)	-	121,284
Other receivables	13,638	-
Foreign exchange differences, net	(158,295)	(56,980)
Fair value (losses)/gains, net:		
Held-for-trading investments	(3,326)	3,075
Derivative financial instruments	(32,311)	-
Transfers from properties held for sale to investment properties	-	5,932
Gain on bargain purchase	-	142,912
Other expenses	<u>(76,913)</u>	<u>(34,417)</u>
	<u>(643,927)</u>	<u>95,966</u>
Other income, gains and losses, net	<u>547,340</u>	<u>884,087</u>

SINOCHEM HONG KONG (GROUP) COMPANY LIMITED

NOTES TO CONSOLIDATED FINANCIAL STATEMENTS (continued)

31 December 2014

5. OTHER INCOME, GAINS AND LOSSES, NET (continued)

Notes:

- (i) Government grants mainly comprise payments from the government to support the development of the businesses of group entities in accordance with applicable regulations in the PRC. There are no unfulfilled conditions or contingencies relating to these grants.
- (ii) Sinochem Fertilizer Co., Ltd. ("Sinochem Fertilizer"), a subsidiary of Sinofert Holdings Limited ("Sinofert"), a non-wholly-owned subsidiary of the Group, has 13.41% equity interest in Guiyang Sinochem Kailin Fertilizer Co., Ltd. ("Sinochem Kailin") which is accounted as an available-for-sale investment of Sinofert as at 31 December 2013. Pursuant to the capital increase agreement between Sinochem Fertilizer, Guizhou Kailin Group Co., Ltd. ("Kailin Group") and other participants dated 29 September 2014, Sinochem Fertilizer has agreed to subscribe for the increased registered capital of Kailin Group and as consideration for which, Sinochem Fertilizer shall transfer its 13.41% equity interest in Sinochem Kailin to Kailin Group. The consideration of the transaction was determined based on the valuation of the assets including Sinochem Kailin and Kailin Group as at 30 September 2014 prepared by an independent valuer. Upon completion of the transaction in 2014, Sinochem Fertilizer was no longer holding any direct equity interest in Sinochem Kailin, but instead held equity interest representing approximately 3.71% of the enlarged registered capital of Kailin Group. Sinochem Fertilizer derecognised the available-for-sale investment in Sinochem Kailin, recognised a new available-for-sale investment in Kailin Group at fair value, and recognised a gain for the derecognition of the available-for-sale investment of RMB106,754,000 (equivalent to HK\$134,809,000) accordingly.

In addition, 世盈（厦门）创业投资有限公司 and Sinochem Japan Co., Ltd, wholly-owned subsidiaries of the Group, disposed of their available-for-sale investments and recognised gains for the derecognition of RMB12,000,000 (equivalent to HK\$15,154,000) and RMB11,000 (equivalent to HK\$14,000), respectively.

6. FINANCE COSTS

An analysis of finance costs is as follows:

	2014 HK\$'000	2013 HK\$'000
Interest on bank and other borrowings wholly repayable		
- within five years	2,275,254	1,914,593
- after five years	720,106	648,322
Interest on advances from fellow subsidiaries	67,612	18,413
Effective interest expenses on guaranteed senior notes	945,946	779,525
Effective interest expenses on guaranteed notes	4,477	81,466
Effective interest expenses on commercial papers	10,294	4,967
Discount interest for provision for dismantlement costs	<u>127,082</u>	<u>107,774</u>
Total borrowing costs	4,150,771	3,555,060
Less: Interest capitalised in properties under development and other qualifying assets	<u>(1,350,090)</u>	<u>(674,010)</u>
Interest expenses	<u>2,800,681</u>	<u>2,881,050</u>
Transaction costs on arranging commercial papers	<u>48,675</u>	<u>37,611</u>
	<u>2,849,356</u>	<u>2,918,661</u>

SINOCHEM HONG KONG (GROUP) COMPANY LIMITED

NOTES TO CONSOLIDATED FINANCIAL STATEMENTS (continued)

31 December 2014

7. PROFIT BEFORE TAX

The Group's profit before tax is arrived at after charging:

	Notes	2014 HK\$'000	2013 HK\$'000
Depreciation of oil and gas properties	17	3,449,165	3,424,259
Depreciation of property, plant and equipment	10	710,602	666,985
Amortisation of other non-current assets		8,250	8,384
Amortisation of intangible assets	16	116,678	90,387
Amortisation of prepaid land lease payments		72,040	75,580
Minimum lease payments under operating leases of land and buildings		62,713	105,102
Auditors' remuneration		17,401	17,456
Direct operating expenses arising from investment properties that generated rental income		143,934	156,716
Write-down of inventories		51,382	117,256
Staff costs:			
Directors' other emoluments		3,436	3,375
Other staff costs		2,224,815	1,992,773
Equity-settled share-based payment expense		17,502	18,150
Contributions to retirement benefit schemes		<u>205,894</u>	<u>198,825</u>
		<u>2,451,647</u>	<u>2,213,123</u>

SINOCHEM HONG KONG (GROUP) COMPANY LIMITED

NOTES TO CONSOLIDATED FINANCIAL STATEMENTS (continued)

31 December 2014

8. INCOME TAX

	2014 HK\$'000	2013 HK\$'000
Hong Kong profits tax:		
Current tax	4,396	8,916
Overprovision in prior years	(72)	-
	<u>4,324</u>	<u>8,916</u>
PRC tax:		
Enterprise income tax ("EIT")	2,319,114	2,279,958
Land appreciation tax ("LAT") (note 35)	1,093,786	1,285,905
Underprovision in prior years	<u>6,890</u>	-
	<u>3,419,790</u>	<u>3,565,863</u>
Other jurisdictions:		
Current tax	412,581	664,181
Overprovision in prior years	(2,229)	(6,531)
	<u>410,352</u>	<u>657,650</u>
Deferred taxation (note 36)	<u>943,111</u>	<u>795,553</u>
	<u><u>4,777,577</u></u>	<u><u>5,027,982</u></u>

Hong Kong profits tax has been provided at the rate of 16.5% (2013: 16.5%) on the estimated assessable profits arising in Hong Kong during the year.

Under the Law of the PRC on EIT and the Implementation Regulation of the EIT Law, the tax rate for certain PRC subsidiaries is 25% (2013: 25%).

PRC corporate income tax has been provided at the rate of 25% (2013: 25%) on the taxable profits of the Group's PRC subsidiaries.

A non-wholly-owned subsidiary of the Group incorporated in the Macao SAR is exempted from income tax.

According to the requirements of the Provisional Regulations of the PRC on LAT (中华人民共和国土地增值税暂行条例) effective from 1 January 1994, and the Detailed Implementation Rules on the Provisional Regulations of the PRC on LAT (中华人民共和国土地增值税暂行条例实施细则) effective from 27 January 1995, all gains arising from a transfer of real estate property in Mainland China effective from 1 January 1994 are subject to LAT at progressive rates ranging from 30% to 60% on the appreciation of land value, being the proceeds from sales of properties less deductible expenditures including borrowing costs and all property development expenditures.

SINOCHEM HONG KONG (GROUP) COMPANY LIMITED

NOTES TO CONSOLIDATED FINANCIAL STATEMENTS (continued)

31 December 2014

8. INCOME TAX (continued)

The profit before tax per the consolidated statement of comprehensive income can be reconciled to the income tax expense as follows:

	2014 HK\$'000	2013 HK\$'000
Profit before tax	<u>8,675,951</u>	<u>10,407,845</u>
Tax at the statutory income tax rate	2,168,988	2,601,961
LAT (note 35)	1,093,786	1,285,905
Tax effect of LAT	(273,447)	(321,476)
Effect of lower or higher tax rates enacted by local authorities of other jurisdictions	(163,407)	10,848
Withholding tax at 5% on the profit of subsidiaries established in the PRC distributed to the parent	-	78,057
Underprovision/(overprovision) in prior years	4,589	(6,531)
Income not subject to tax	(292,286)	(363,010)
Expenses not deductible for tax	658,623	560,979
Tax effect of share of results of associates	(35,506)	(27,427)
Tax effect of share of results of joint ventures	79,583	389
Utilisation of tax losses previously not recognised	(13,071)	(51,603)
Tax effect of tax losses and deductible temporary differences not recognised	1,040,332	309,220
Translation adjustment (note i)	360,376	404,670
Write-down of deferred tax assets recognised in previous years	127,367	439,851
Adjustments in respect of current tax of previous periods	-	55,613
Others	<u>21,650</u>	<u>50,536</u>
Income tax expense	<u>4,777,577</u>	<u>5,027,982</u>

Note:

- (i) Taxable translation adjustment mainly represents the tax effect of differences arising from foreign exchange effects to Brazilian Real ("BRL"), which is the basis for taxation for a subsidiary of the Group in Brazil. The translation adjustment mainly relates to the difference between the assets and liabilities determined on the tax basis in BRL and that determined on the accounting basis in United States dollars ("US\$"), the functional currency of the subsidiary.

9. DIVIDENDS

	2014 HK\$'000	2013 HK\$'000
Dividends distributed during the year	<u>1,474,452</u>	<u>1,672,413</u>

According to the board of directors' meeting on 1 September 2014, dividends amounting to RMB1,168,897,000 (equivalent to HK\$1,474,452,000) were paid to the immediate parent on 2 September 2014.

SINOCHEM HONG KONG (GROUP) COMPANY LIMITED

NOTES TO CONSOLIDATED FINANCIAL STATEMENTS (continued)

31 December 2014

10. PROPERTY, PLANT AND EQUIPMENT

	Hotel properties HK\$'000	Land and buildings HK\$'000	Leasehold improve- ments HK\$'000	Furniture and fixtures HK\$'000	Office and machinery equipment HK\$'000	Motor vehicles HK\$'000	Construction in progress HK\$'000	Total HK\$'000
At 31 December 2013 and at 1 January 2014								
Cost	6,913,993	3,090,261	39,781	2,077,099	2,879,997	220,052	4,286,068	19,507,251
Accumulated depreciation and impairment	(992,527)	(643,238)	(24,944)	(1,078,758)	(1,275,583)	(118,069)	(1,859)	(4,134,978)
Net carrying amount	<u>5,921,466</u>	<u>2,447,023</u>	<u>14,837</u>	<u>998,341</u>	<u>1,604,414</u>	<u>101,983</u>	<u>4,284,209</u>	<u>15,372,273</u>
At 1 January 2014, net of accumulated depreciation and impairment	5,921,466	2,447,023	14,837	998,341	1,604,414	101,983	4,284,209	15,372,273
Additions	62,671	21,737	8	342,422	39,861	22,243	2,018,816	2,507,758
Transfers	2,525,845	116,532	(2,156)	72,615	53,896	-	(2,766,732)	-
Transfer from investment properties (note 13)	-	130,456	-	-	-	-	-	130,456
Transfer to investment properties (note 13)	-	(37,764)	-	-	-	-	-	(37,764)
Transfer from properties under development (note 12)	-	-	-	-	-	-	286,241	286,241
Transfer to properties under development (note 12)	-	-	-	-	-	-	(44,752)	(44,752)
Deemed disposal of subsidiaries (note 40)	-	-	-	(399)	-	-	-	(399)
Disposal	(3,485)	(14,374)	-	(2,888)	(174)	(6,937)	-	(27,858)
Depreciation provided during the year	(155,124)	(135,737)	(8,170)	(138,898)	(247,218)	(25,455)	-	(710,602)
Gains on property revaluation in relation to the transfers to investment properties	-	25,361	-	-	-	-	-	25,361
Impairment loss recognised in profit or loss	-	(42)	-	(56)	(9,370)	-	-	(9,468)
Exchange realignment	(10,783)	(5,640)	(69)	(2,457)	(6,224)	(377)	(19,404)	(44,954)
At 31 December 2014, net of accumulated depreciation and impairment	<u>8,340,590</u>	<u>2,547,552</u>	<u>4,450</u>	<u>1,268,680</u>	<u>1,435,185</u>	<u>91,457</u>	<u>3,758,378</u>	<u>17,446,292</u>
At 31 December 2014:								
Cost	9,485,378	3,302,285	37,530	2,448,951	2,903,852	215,610	3,758,378	22,151,984
Accumulated depreciation and impairment	(1,144,788)	(754,733)	(33,080)	(1,180,271)	(1,468,667)	(124,153)	-	(4,705,692)
Net carrying amount	<u>8,340,590</u>	<u>2,547,552</u>	<u>4,450</u>	<u>1,268,680</u>	<u>1,435,185</u>	<u>91,457</u>	<u>3,758,378</u>	<u>17,446,292</u>

SINOCHEM HONG KONG (GROUP) COMPANY LIMITED

NOTES TO CONSOLIDATED FINANCIAL STATEMENTS (continued)

31 December 2014

10. PROPERTY, PLANT AND EQUIPMENT (continued)

	Hotel properties HK\$'000	Land and buildings HK\$'000	Leasehold improve- ments HK\$'000	Furniture and fixtures HK\$'000	Office and machinery equipment HK\$'000	Motor vehicles HK\$'000	Construction in progress HK\$'000	Total HK\$'000
At 31 December 2012 and at 1 January 2013:								
Cost	6,289,043	2,823,447	74,713	1,945,626	2,691,999	200,973	550,438	14,576,239
Accumulated depreciation and impairment	(845,322)	(516,148)	(72,214)	(927,989)	(988,403)	(100,548)	-	(3,450,624)
Net carrying amount	<u>5,443,721</u>	<u>2,307,299</u>	<u>2,499</u>	<u>1,017,637</u>	<u>1,703,596</u>	<u>100,425</u>	<u>550,438</u>	<u>11,125,615</u>
At 1 January 2013, net of accumulated depreciation and impairment								
5,443,721	2,307,299	2,499	1,017,637	1,703,596	100,425	550,438	11,125,615	
Additions	3,403	52,193	7,491	41,795	29,385	22,951	1,637,435	1,794,653
Acquisition of a subsidiary	473,253	20,775	17,579	45,629	-	2,895	1,659,477	2,219,608
Transfers	(52,862)	78,024	-	3,470	75,178	-	(103,810)	-
Transfer from investment properties (note 13)	-	71,285	-	-	-	-	-	71,285
Transfer to investment properties (note 13)	-	(78,594)	-	-	-	-	-	(78,594)
Transfer from properties under development (note 12)	-	-	-	-	-	-	498,570	498,570
Transfer to properties under development (note 12)	-	-	-	-	-	-	(50,753)	(50,753)
Disposal	(1,120)	(1,748)	-	(3,559)	(381)	(1,380)	-	(8,188)
Depreciation provided during the year	(126,394)	(114,324)	(13,160)	(135,514)	(251,865)	(25,728)	-	(666,985)
Gains on property revaluation in relation to the transfers to investment properties	-	43,748	-	-	-	-	-	43,748
Impairment loss recognised in profit or loss	-	-	-	(2,108)	-	-	-	(2,108)
Exchange realignment	<u>181,465</u>	<u>68,365</u>	<u>428</u>	<u>30,991</u>	<u>48,501</u>	<u>2,820</u>	<u>92,852</u>	<u>425,422</u>
At 31 December 2013, net of accumulated depreciation and impairment	<u>5,921,466</u>	<u>2,447,023</u>	<u>14,837</u>	<u>998,341</u>	<u>1,604,414</u>	<u>101,983</u>	<u>4,284,209</u>	<u>15,372,273</u>
At 31 December 2013:								
Cost	6,913,993	3,090,261	39,781	2,077,099	2,879,997	220,052	4,286,068	19,507,251
Accumulated depreciation and impairment	(992,527)	(643,238)	(24,944)	(1,078,758)	(1,275,583)	(118,069)	(1,859)	(4,134,978)
Net carrying amount	<u>5,921,466</u>	<u>2,447,023</u>	<u>14,837</u>	<u>998,341</u>	<u>1,604,414</u>	<u>101,983</u>	<u>4,284,209</u>	<u>15,372,273</u>

In the opinion of the directors, certain leasehold interests in land continue to be accounted for as property, plant and equipment as the allocation between the land and building elements cannot be made reliably.

The Group's land and buildings are located outside Hong Kong and are held under medium term leases and long term leases.

At the end of the reporting period, certain of the Group's property, plant and equipment with an aggregate net carrying amount of approximately HK\$1,065,596,000 (2013: HK\$5,038,487,000) were pledged to secure bank loans granted to the Group (note 34).

SINOCHEM HONG KONG (GROUP) COMPANY LIMITED

NOTES TO CONSOLIDATED FINANCIAL STATEMENTS (continued)

31 December 2014

11. LAND UNDER DEVELOPMENT

Land under development represents the project cost, land requisition cost, compensation cost and other preliminary infrastructure costs in relation to Franshion's land development projects in Changsha Meixi Lake and Sanya Yazhouwan which are situated in Mainland China. Though Franshion does not have ownership title or land use rights to such land, Franshion is given the right to carry out construction and preparation works in respect of land infrastructure and ancillary public facilities as well as other development works in the projects. When the land plots are sold by the local government, Franshion is entitled to receive from the local authorities the land development fee.

	2014 HK\$'000	2013 HK\$'000
Carrying amount:		
At 1 January	9,711,609	12,103,662
Additions	5,232,443	2,544,228
Recognised in profit or loss during the year	(1,969,073)	(5,271,569)
Exchange realignment	<u>(14,869)</u>	<u>335,288</u>
At 31 December	12,960,110	9,711,609
Current portion	<u>(3,400,450)</u>	<u>(5,162,762)</u>
Non-current portion	<u>9,559,660</u>	<u>4,548,847</u>

12. PROPERTIES UNDER DEVELOPMENT

	2014 HK\$'000	2013 HK\$'000
Carrying amount:		
At 1 January	43,999,424	23,371,112
Additions	26,316,899	27,927,943
Deemed disposal of subsidiaries (note 40)	(7,804,009)	-
Transfer to property, plant and equipment (note 10)	(286,241)	(498,570)
Transfer from property, plant and equipment (note 10)	44,752	50,753
Transfer from/(to) prepaid lease payments	16,383	(106,487)
Transfer to properties held for sale	(16,086,714)	(7,788,671)
Exchange realignment	<u>(143,611)</u>	<u>1,043,344</u>
At 31 December	46,056,883	43,999,424
Current portion	<u>(18,319,131)</u>	<u>(10,713,573)</u>
Non-current portion	<u>27,737,752</u>	<u>33,285,851</u>

At 31 December 2014, certain of the Group's properties included in properties under development with a net carrying amount of approximately HK\$23,959,378,000 (2013: HK\$12,065,182,000) were pledged to secure bank loans granted to the Group (note 34).

SINOCHEM HONG KONG (GROUP) COMPANY LIMITED

NOTES TO CONSOLIDATED FINANCIAL STATEMENTS (continued)

31 December 2014

13. INVESTMENT PROPERTIES

	2014 HK\$'000	2013 HK\$'000
Fair value:		
At 1 January	22,125,586	16,660,910
Additions	24,037	27,368
Fair value changes recognised in profit or loss	2,251,247	1,828,932
Acquisition of a subsidiary	-	2,789,903
Transfer from owner-occupied properties (note 10)	37,764	78,594
Transfer to owner-occupied properties (note 10)	(130,456)	(71,285)
Transfer from properties held for sale	218,813	195,203
Disposal	-	(18,275)
Exchange realignment	(<u>61,147</u>)	<u>634,236</u>
At 31 December	<u>24,465,844</u>	<u>22,125,586</u>

The Group's investment properties mainly belong to Franshion.

Franshion's investment properties are situated in Mainland China and are held under medium term leases.

Franshion's investment properties consist of seven commercial properties in Mainland China. The directors of Franshion have determined that the investment properties consist of one class of asset, i.e., commercial, based on the nature, characteristics and risks of each property. Franshion's investment properties were revalued individually on 31 December 2014 based on valuations performed by DTZ Debenham Tie Leung Limited and Beijing Renda Real Estate Appraisal Co., Ltd., independent professionally qualified valuers, at HK\$24,356,129,000 (2013: HK\$22,018,464,000). Each year, Franshion's management decides to appoint which external valuers to be responsible for the external valuations of Franshion's properties. Selection criteria include market knowledge, reputation, independence and whether professional standards are maintained. Franshion's management has discussions with the valuer on the valuation assumptions and valuation results twice a year when the valuation is performed for interim and annual financial reporting.

These investment properties are leased under operating leases, further summary details of which are included in note 43(a) to the consolidated financial statements.

At 31 December 2014, certain of Franshion's investment properties with a carrying value of HK\$12,280,547,000 (2013: HK\$14,770,708,000) were pledged to secure bank loans granted to Franshion (note 34).

SINOCHEM HONG KONG (GROUP) COMPANY LIMITED

NOTES TO CONSOLIDATED FINANCIAL STATEMENTS (continued)

31 December 2014

13. INVESTMENT PROPERTIES (continued)

Fair value hierarchy

The following table illustrates the fair value measurement hierarchy of the Group's investment properties:

	Significant observable inputs (Level 2) HK\$'000	Significant unobservable inputs (Level 3) HK\$'000	Total HK\$'000
Recurring fair value measurement for:			
Commercial properties	166,250	24,299,594	24,465,844

During the year, there were no transfers of fair value measurements between Level 1 and Level 2 and no transfers into or out of Level 3 (2013: Nil).

Reconciliation of fair value measurements categorised within Level 3 of the fair value hierarchy:

	Commercial properties HK\$'000
Carrying amount at 1 January 2014	21,961,737
Additions	24,037
Net gain from a fair value adjustment	2,286,463
Transfer from properties held for sale	218,813
Transfer to owner-occupied properties	(130,456)
Exchange realignment	(61,000)
Carrying amount at 31 December 2014	<u>24,299,594</u>

SINOCHEM HONG KONG (GROUP) COMPANY LIMITED

NOTES TO CONSOLIDATED FINANCIAL STATEMENTS (continued)

31 December 2014

13. INVESTMENT PROPERTIES (continued)

Fair value hierarchy (continued)

Below is a summary of the valuation techniques used and the key inputs to the valuation of investment properties:

	<u>Valuation techniques</u>	<u>Significant unobservable inputs</u>	<u>Range or weighted average</u>	
			2014	2013
Property 1(a)-Beijing Chemsunny World Trade Centre-Office	Term and reversion method	Term yield	6.50%	8.10%
		Reversionary yield	7.00%	8.10%
		Market rent (per square metre ("sqm") per annum ("p.a.))	HK\$5,925	HK\$1,169 - HK\$7,414 (HK\$5,961)
Property 1(b)-Beijing Chemsunny World Trade Centre-Retail	Term and reversion method	Term yield	6.50%	7.50%
		Reversionary yield	7.00%	7.50%
		Market rent (per sqm p.a.)	HK\$10,380	HK\$7,360 - HK\$7,510 (HK\$7,440)
Property 2(a)-Sinochem Tower-Office	Term and reversion method	Term yield	6.50%	8.00%
		Reversionary yield	7.00%	8.00%
		Market rent (per sqm p.a.)	HK\$3,394	HK\$3,062 - HK\$3,624 (HK\$3,338)
Property 2(b)-Sinochem Tower-Retail	Term and reversion method	Term yield	6.50%	7.00%
		Reversionary yield	7.00%	7.00%
		Market rent (per sqm p.a.)	HK\$3,182	HK\$1,366 - HK\$2,899 (HK\$1,981)
Property 2(c)-Sinochem Tower-Warehouse	Term and reversion method	Term yield	6.50%	10.00%
		Reversionary yield	7.00%	10.00%
		Market rent (per sqm p.a.)	HK\$1,591	HK\$1,502
Property 3(a)-Jinmao Tower-Office	Term and reversion method and market comparable method	Term yield	4.50%	5.75%
		Reversionary yield	5.00%	5.75%
		Market rent (per sqm p.a.)	HK\$4,713	HK\$1,856 - HK\$4,640 (HK\$4,482)
		Price per sqm	HK\$71,923	HK\$67,432
Property 3(b)-Jinmao Tower-Retail	Term and reversion method and market comparable method	Term yield	4.50%	9.00%
		Reversionary yield	5.00%	9.00%
		Market rent (per sqm p.a.)	HK\$8,031	HK\$7,270
		Price per sqm	HK\$122,713	HK\$77,662
Property 3(c)-Jinmao Tower-Car parks	Term and reversion method	Term yield	3.50%	5.00%
		Reversionary yield	4.00%	5.00%
		Market rent (per unit per p.a.)	HK\$14,775	HK\$7,542

continued/...

SINOCHEM HONG KONG (GROUP) COMPANY LIMITED

NOTES TO CONSOLIDATED FINANCIAL STATEMENTS (continued)

31 December 2014

13. INVESTMENT PROPERTIES (continued)

Fair value hierarchy (continued)

	<u>Valuation techniques</u>	<u>Significant unobservable inputs</u>	<u>Range or weighted average</u>	
			2014	2013
Property 4(a)-Zhuhai Every Garden -Club house	Term and reversion method	Term yield	6.25%	6.25%
		Reversionary yield	6.50%	6.50%
		Market rent (per sqm p.a.)	HK\$621	HK\$496 - HK\$976 (HK\$537)
Property 4(b)-Zhuhai Huayuan Building -2nd Floor	Term and reversion method	Term yield	5.75%	5.75%
		Reversionary yield	6.25%	6.25%
		Market rent (per sqm p.a.)	HK\$864	HK\$616
Property 5(a)-Nanjing Xuanwu Lake Jin Mao Center-Retail	Discounted cash flow method	Estimated rental value (per sqm p.a.)	HK\$501 - HK\$9,679 (HK\$2,319)	HK\$712 - HK\$2,781 (HK\$1,579)
		Rental growth p.a.	0.00%-13.00% (5.00%)	0.00%-13.00% (6.50%)
		Long term vacancy rate	5.00%	5.00%
		Discount rate	5.00%-7.00% (7.00%)	5.00%-7.00% (6.10%)
Property 5(b)-Nanjing Xuanwu Lake Jin Mao Center-Office	Discounted cash flow method	Estimated rental value (per sqm p.a.)	HK\$1,798 - HK\$2,351 (HK\$2,031)	HK\$1,909 - HK\$2,057 (HK\$1,964)
		Rental growth p.a.	0.00%-5.00% (2.50%)	0.00%-5.00% (2.50%)
		Long term vacancy rate	5.00%	5.00%
		Discount rate	5.50%-7.00% (7.00%)	5.50%-7.00% (5.90%)
Property 5(b)-Nanjing Xuanwu Lake Jin Mao Center-Car parks	Discounted cash flow method	Estimated rental value (per unit p.a.)	HK\$9,092 - HK\$12,123 (HK\$10,191)	HK\$4,506 - HK\$10,815 (HK\$6,793)
		Rental growth p.a.	5.90%-7.70% (6.60%)	2.80%-6.30% (5.00%)
		Long term vacancy rate	8.00%-15.00% (12.46%)	10.00%-15.00% (13.20%)
		Discount rate	1.50%	1.50%
Property 6-Changsha Meixi Lake International R&D Centre	Discounted cash flow method	Estimated rental value (per sqm p.a.)	HK\$876 - HK\$914 - HK\$960 (HK\$924)	
		Rental growth p.a.	0.00%-3.00% (3.00%)	0.00%-3.00% (2.90%)
		Long term vacancy rate	4.20%	4.10%
		Discount rate	5.00%-6.50% (6.00%)	5.00%-6.50% (5.10%)
Property 7-Lijiang J-LIFE	Term and reversion method	Term yield	6.00%	N/A
		Reversionary yield	6.50%	N/A
		Market rent (per sqm p.a.)	HK\$1,349	N/A

SINOCHEM HONG KONG (GROUP) COMPANY LIMITED

NOTES TO CONSOLIDATED FINANCIAL STATEMENTS (continued)

31 December 2014

13. INVESTMENT PROPERTIES (continued)

Fair value hierarchy (continued)

Under the discounted cash flow method, fair value is estimated using assumptions regarding the benefits and liabilities of ownership over the asset's life including an exit or terminal value. This method involves the projection of a series of cash flows on a property interest. A market-derived discount rate is applied to the projected cash flows in order to establish the present value of the income stream associated with the asset. The exit yield is normally separately determined and differs from the discount rate.

The duration of the cash flows and the specific timing of inflows and outflows are determined by events such as rent reviews, lease renewal and related reletting, redevelopment or refurbishment. The appropriate duration is driven by market behaviour that is a characteristic of the class of property. The periodic cash flow is estimated as gross income less vacancy, non-recoverable expenses, collection losses, lease incentives, maintenance costs, agent and commission costs and other operating and management expenses. The series of periodic net operating income, along with an estimate of the terminal value anticipated at the end of the projection period, is then discounted.

A significant increase (decrease) in the estimated rental value and the market rent growth rate per annum in isolation would result in a significant increase (decrease) in the fair value of the investment properties. A significant increase (decrease) in the long-term vacancy rate and the discount rate in isolation would result in a significant decrease (increase) in the fair value of the investment properties. Generally, a change in the assumption made for the estimated rental value is accompanied by a directionally similar change in the rent growth per annum and the discount rate and an opposite change in the long-term vacancy rate.

The term and reversion method measures the fair value of the property by taking into account the rental income derived from the existing leases with due allowance for the reversionary income potential of the leases, which are then capitalised into the value at appropriate rates.

Under the market comparable method (or market comparable approach), a property's fair value is estimated based on comparable transactions. Although property interests are not homogeneous, the International Valuation Standards Council considers the market approach most commonly applied. "In order to compare the subject of the valuation with the price of other real property interests that have been recently exchanged or that may be currently available in the market, it is usual to adopt a suitable unit of comparison. Units of comparison that are commonly used include analysing sales prices by calculating the price per square metre of a building or per hectare for land. Other units used for price comparison where there is sufficient homogeneity between the physical characteristics include a price per room or a price per unit of output, e.g., crop yields. A unit of comparison is only useful when it is consistently selected and applied to the subject property and the comparable properties in each analysis."

The market comparable approach is based upon the principle of substitution under which a potential buyer will not pay more for the property than it will cost to buy a comparable substitute property. In theory, the best comparable sale would be an exact duplicate of the subject property and would indicate, by the known selling price of the duplicate, the price for which the subject property could be sold. The unit of comparison applied by Franshion is the price per square metre. The market comparable approach is often used in combination with either discounted cash flows or the term and reversion method as many inputs to these methods are based on market comparison.

SINOCHEM HONG KONG (GROUP) COMPANY LIMITED

NOTES TO CONSOLIDATED FINANCIAL STATEMENTS (continued)

31 December 2014

14. PREPAID LAND LEASE PAYMENTS

	2014 HK\$'000	2013 HK\$'000
Leasehold land in Hong Kong under long term leases	<u>95,162</u>	<u>95,405</u>
Leasehold land in the PRC:		
Long term leases	884,468	883,175
Medium term leases	<u>1,774,962</u>	<u>1,849,560</u>
	<u>2,659,430</u>	<u>2,732,735</u>
	2,754,592	2,828,140
Current portion	(<u>78,931</u>)	(<u>79,551</u>)
Non-current portion	<u>2,675,661</u>	<u>2,748,589</u>

At 31 December 2014, certain of the Group's prepaid land lease payments with a net carrying amount of approximately HK\$231,487,000 (2013: HK\$349,393,000) were pledged to secure certain of the Group's bank loans (note 34).

SINOCHEM HONG KONG (GROUP) COMPANY LIMITED

NOTES TO CONSOLIDATED FINANCIAL STATEMENTS (continued)

31 December 2014

15. GOODWILL

	2014 HK\$'000	2013 HK\$'000
At 1 January:		
Cost	4,096,952	4,076,494
Accumulated impairment	<u>-</u>	<u>-</u>
Net carrying amount	<u>4,096,952</u>	<u>4,076,494</u>
Cost at 1 January, net of accumulated impairment	4,096,952	4,076,494
Exchange realignment	<u>(2,268)</u>	<u>20,458</u>
Net carrying amount at 31 December	<u>4,094,684</u>	<u>4,096,952</u>
At 31 December:		
Cost	4,094,684	4,096,952
Accumulated impairment	<u>-</u>	<u>-</u>
Net carrying amount	<u>4,094,684</u>	<u>4,096,952</u>

For the purposes of impairment testing, goodwill has been allocated to two groups of cash-generating units relating to the fertilisers division and real estate division. The carrying amounts of goodwill as at 31 December 2014 and 2013 allocated to these divisions are as follows:

	2014 HK\$'000	2013 HK\$'000
Fertilisers division	2,095,113	2,097,381
Real estate division	<u>1,999,571</u>	<u>1,999,571</u>
	<u>4,094,684</u>	<u>4,096,952</u>

SINOCHEM HONG KONG (GROUP) COMPANY LIMITED

NOTES TO CONSOLIDATED FINANCIAL STATEMENTS (continued)

31 December 2014

15. GOODWILL (continued)

Impairment testing of goodwill

The recoverable amounts of these groups of cash-generating units have been determined by value in use calculations. Assumptions for the value in use calculations are those regarding the discount rates, growth rates and expected changes to revenue and direct cost during the year. Management estimates discount rates using pre-tax rates that reflect current market assessments of the time value of money and the risks specific relating to the groups of cash-generating units. The growth rates are based on the Gross Domestic Product ("GDP") growth of the PRC economy. Changes in revenue and direct costs are based on past practices and expectations of future changes in the market.

Fertilisers division

At the end of the reporting period, the recoverable amount of Sinofert was determined based on a value in use calculation using cash flow projections based on financial budgets covering a certain period approved by directors of the Group. The cash flow projection was divided for Sinofert and Sinochem Yunlong Co., Ltd. ("Sinochem Yunlong"), a subsidiary of Sinofert.

For Sinochem Yunlong, the pre-tax discount rate was 13%. Cash flows were extrapolated using an average growth rate of 19.37% for the first three years and a steady growth rate of 3% for the following years. The value in use calculated by using the discount rate is higher than the carrying amount, and therefore, there is no impairment of Sinochem Yunlong.

Sinofert was divided into the marketing division and the production division. The discount rate was 9% for the marketing division and 11% for the production division. Cash flows of marketing division were extrapolated using an average growth rate of 9.33% for the first three years and a steady growth rate of 3% for the following years. Cash flows of production division were extrapolated using an average growth rate of 26.58% for the first three years and a steady growth rate of 3% for the following years. The value in use calculated by using the discount rate is higher than the carrying amount of this group of cash-generating unit, and therefore, there is no impairment of Sinofert.

Real estate division

At the end of the reporting period, the recoverable amount of the real estate division was determined based on a value in use calculation using cash flow projections based on financial budgets covering a certain period approved by directors. The discount rate applied to the cash flow projection was 10%. Cash flows were extrapolated using a growth rate of 22.5% for the first two years and a steady growth rate of 3% for the following years. The value in use calculated by using the discount rate is higher than the carrying amount of this group of cash-generation unit, and therefore, there is no impairment of the real estate division.

SINOCHEM HONG KONG (GROUP) COMPANY LIMITED

NOTES TO CONSOLIDATED FINANCIAL STATEMENTS (continued)

31 December 2014

16. INTANGIBLE ASSETS

	Pipeline usage rights HK\$'000	Computer software HK\$'000	Mining rights HK\$'000	Others HK\$'000	Total HK\$'000
At 31 December 2013 and at 1 January 2014:					
Cost	2,077,273	70,760	975,166	10,578	3,133,777
Accumulated amortisation	(52,975)	(48,419)	(75,717)	(2,174)	(179,285)
Net carrying amount	<u>2,024,298</u>	<u>22,341</u>	<u>899,449</u>	<u>8,404</u>	<u>2,954,492</u>
At 1 January 2014, net of accumulated amortisation					
Additions	-	23,789	1,818	22	25,629
Amortisation provided during the year	(66,418)	(8,685)	(41,199)	(376)	(116,678)
Disposals	-	(254)	-	(1,997)	(2,251)
Deemed disposal of subsidiaries (note 40)	-	(257)	-	-	(257)
Exchange realignment	672	(20)	(3,190)	(26)	(2,564)
At 31 December 2014, net of accumulated amortisation	<u>1,958,552</u>	<u>36,914</u>	<u>856,878</u>	<u>6,027</u>	<u>2,858,371</u>
At 31 December 2014:					
Cost	2,077,970	93,623	973,694	8,120	3,153,407
Accumulated amortisation	(119,418)	(56,709)	(116,816)	(2,093)	(295,036)
Net carrying amount	<u>1,958,552</u>	<u>36,914</u>	<u>856,878</u>	<u>6,027</u>	<u>2,858,371</u>
	Pipeline usage rights HK\$'000	Computer software HK\$'000	Mining rights HK\$'000	Others HK\$'000	Total HK\$'000
At 31 December 2012 and at 1 January 2013:					
Cost	2,076,255	50,435	938,074	9,588	3,074,352
Accumulated amortisation	(14,789)	(35,556)	(32,267)	(1,858)	(84,470)
Net carrying amount	<u>2,061,466</u>	<u>14,879</u>	<u>905,807</u>	<u>7,730</u>	<u>2,989,882</u>
At 1 January 2013, net of accumulated amortisation					
Acquisition of subsidiaries	-	4,561	-	-	4,561
Additions	-	12,440	7,609	766	20,815
Amortisation provided during the year	(38,192)	(10,175)	(41,767)	(253)	(90,387)
Exchange realignment	1,024	636	27,800	161	29,621
At 31 December 2013, net of accumulated amortisation	<u>2,024,298</u>	<u>22,341</u>	<u>899,449</u>	<u>8,404</u>	<u>2,954,492</u>
At 31 December 2013:					
Cost	2,077,273	70,760	975,166	10,578	3,133,777
Accumulated amortisation	(52,975)	(48,419)	(75,717)	(2,174)	(179,285)
Net carrying amount	<u>2,024,298</u>	<u>22,341</u>	<u>899,449</u>	<u>8,404</u>	<u>2,954,492</u>

SINOCHEM HONG KONG (GROUP) COMPANY LIMITED

NOTES TO CONSOLIDATED FINANCIAL STATEMENTS (continued)

31 December 2014

17. OIL AND GAS PROPERTIES

	HK\$'000
Cost	
At 1 January 2013	58,886,543
Additions	3,022,887
Disposal and write-offs	(257,964)
Exchange realignment	<u>111,261</u>
At 31 December 2013 and at 1 January 2014	61,762,727
Additions	2,857,977
Disposal and write-offs	(709,491)
Exchange realignment	<u>20,409</u>
At 31 December 2014	<u>63,931,622</u>
Accumulated depreciation and impairment	
At 1 January 2013	10,487,461
Depreciation provided during the year	3,424,259
Impairment loss recognised in profit or loss	124,102
Disposal and write-offs	(257,964)
Exchange realignment	<u>3,420</u>
At 31 December 2013	13,781,278
Depreciation provided during the year	3,449,165
Disposal and write-offs	(333,487)
Exchange realignment	<u>4,560</u>
At 31 December 2014	<u>16,901,516</u>
Carrying amount	
At 31 December 2014	<u>47,030,106</u>
At 31 December 2013	<u>47,981,449</u>

Oil and gas properties in Syria

Emerald Energy Plc. ("EEP"), a wholly-owned subsidiary of the Company, owns a 50% working interest and is a contractor in Block 26 in North East Syria. There are approximately HK\$3,047 million oil and gas properties in EEP Syria.

On 2 December 2011, the European Union's ("EU") Official Journal carried the announcement of a decision of the EU Council made on 1 December 2011 in relation to additional sanctions against Syria. Among the new measures included in that decision are the prohibition on the supply of key equipment and technology to the oil and gas industry in Syria and the addition of General Petroleum Corporation ("GPC") of Syria to the list of proscribed organisations. GPC is the Syrian government's representative and effectively the Group's partner in the production of oil from Block 26.

Gulfsands Petroleum Ltd. ("Gulfsands"), the operator of Block 26, declared force majeure in respect of Block 26 production operations on 11 December 2011, in response to the decision the EU Council made on 1 December 2011 against Syria. EEP has agreed to the issuing of this declaration of force majeure. As of 31 December 2014, management considered that EEP had legal rights as a 50% working interest holder of Block 26, and would resume production upon the abolishment of EU sanctions and political stability of Syria.

SINOCHEM HONG KONG (GROUP) COMPANY LIMITED

NOTES TO CONSOLIDATED FINANCIAL STATEMENTS (continued)

31 December 2014

17. OIL AND GAS PROPERTIES (continued)

The recoverable amount of Block 26 has been calculated based upon estimated future cash flows for impairment testing purpose. The estimated discounted future net cash flow is based on management's best estimate by taking into account the current exceptional circumstances in Syria. According to the result of the discounted future net cash flow, in the opinion of the directors, no impairment charge was considered necessary as at 31 December 2014.

There is a high degree of subjectivity inherent in the discounted future cash flow due to the unknown duration of the sanctions and the eventual outcome of events in Syria. Accordingly, the estimated discounted future net cash flow may change materially in future periods depending on a wide range of factors. The directors will keep monitoring the changes and assess the potential impairment on a timely basis.

Write-off of exploration and evaluation assets

Sinochem Petroleum Netherlands Cooperatief U.A., a wholly-owned subsidiary of the Company, purchased five Blocks of Brazilian deep water oil and gas properties from Perenco Assets in 2012. Impairment amounted to HK\$209 million and HK\$124 million were recognised in 2012 and 2013 because the carrying amount of the exploration and evaluation asset was unlikely to be recovered in full from successful development. In the current year, the exploration period of these Blocks was expired and the Directors were of the view that further development of these Blocks would not be economical and decided to return the interest in these Blocks to Perenco Assets at the end of exploration period. The remaining net book value amounting to HK\$376,004,000 of these Blocks was written-off as at 31 December 2014.

SINOCHEM HONG KONG (GROUP) COMPANY LIMITED

NOTES TO CONSOLIDATED FINANCIAL STATEMENTS (continued)

31 December 2014

18. INVESTMENTS IN SUBSIDIARIES

Particulars of the principal subsidiaries as at the end of the reporting period are as follows:

<u>Name of entity</u>	<u>Place of incorporation/ registration and business</u>	<u>Issued ordinary/ capital registered share capital</u>	<u>Proportion of nominal value of issued capital/registered capital held by the Group</u>		<u>Principal activities</u>
			Direct	Indirect	
Franshion	Hong Kong	HK\$9,161,489,000	63.52%	-	Investment holding
Sinochem International Chemicals (Hong Kong) Limited	Hong Kong	HK\$27,233,500	100.00%	-	Trading of chemical products
Sinochem International Oil (Hong Kong) Company Limited	Hong Kong	HK\$20,000,000	100.00%	-	Trading of oil products
Sinochem Europe Capital Corporation Limited	British Virgin Islands ("BVI")	US\$1,000	100.00%	-	Investment holding
Sinofert	Bermuda	HK\$7,022,686,000	52.65%	-	Investment holding
Sinochem Asia Holding Co., Ltd.	Singapore	US\$50,642,154	100.00%	-	Investment holding
Sinochem Europe Holdings PLC	United Kingdom	US\$13,031,000	100.00%	-	Investment holding
Sinochem International Petroleum (Bahamas) Co., Ltd.	Nassau	RMB41,383	100.00%	-	Trading of crude oil and petroleum products
Sinochem Petroleum Netherlands Cooperatief U.A.	Netherlands	US\$1,441,955,000	100.00%	-	Exploration and production of crude oil
Sinochem Petroleum Limited 中化石油(开曼)有限公司	Cayman Islands	US\$572,600,000	100.00%	-	Trading and production of crude oil
Sinochem Resources UK Limited	United Kingdom	US\$435,370,161	100.00%	-	Investment holding
Sinochem (United Kingdom) Limited	United Kingdom	US\$4,805,642	100.00%	-	Trading of chemicals
Sinochem Overseas Capital Company Limited	BVI	US\$1	100.00%	-	Financing vehicle for issuance of notes
Sinochem Offshore Capital Company Limited	BVI	US\$1	100.00%	-	Financing vehicle for issuance of notes
Sinochem Overseas Trading Co., Ltd.	BVI	US\$1	100.00%	-	Investment holding
Sinochem CP Co., Ltd.	BVI	US\$1	100.00%	-	Financing vehicle for issuance of notes

continued/...

SINOCHEM HONG KONG (GROUP) COMPANY LIMITED

NOTES TO CONSOLIDATED FINANCIAL STATEMENTS (continued)

31 December 2014

18. INVESTMENTS IN SUBSIDIARIES (continued)

<u>Name of entity</u>	<u>Place of incorporation/ registration and business</u>	<u>Issued ordinary/ capital registered share capital</u>	<u>Proportion of nominal value of issued capital/registered capital held by the Group</u>		<u>Principal activities</u>
			Direct	Indirect	
Sinochem International Oil (London) Co., Ltd.	United Kingdom	RMB200,992,143	100.00%	-	Trading of petroleum products
Sinochem Global Capital Co., Ltd.	BVI	US\$1	100.00%	-	Financing vehicle for issuance of capital securities
Sinochem Japan Co., Ltd.	Japan	RMB4,613,894	-	100.00%	General trading and commission agency
Sinochem Kingsway Capital Inc.	Cayman Islands	HK\$10,000	-	70.00%	Investment holding
世盈（厦门）创业投资有限公司	PRC	RMB705,643,000	-	100.00%	Investment holding
Emerald Energy Plc.	Isle of Man	British Pound 6,821,565	-	100.00%	Exploration and production of hydrocarbons
Sinochem Petroleo Brazil Limited ("SPBL")	Brazil	US\$950,590,000	-	100.00%	Exploration and production of hydrocarbons
Shanghai Pudong Jinxin Real Estate Development Co., Ltd. (note iii)	PRC	US\$5,600,000	-	31.76%	Investment holding
Shanghai International Shipping Service Center Co., Ltd. ("SISSC") 上海国际航运服务中心有限公司 (note iii)	PRC	RMB3,150,000,000	-	31.76%	Property development
Sinochem Franshion Property (Beijing) Co., Ltd.	PRC	US\$635,000,000	-	63.52%	Property development
Shanghai Yin Hui Real Estate Development Co., Ltd. ("Shanghai Yin Hui") (note iii)	PRC	RMB1,355,000,000	-	31.76%	Property development
Qingdao Franshion Development Co., Ltd.	PRC	RMB100,000,000	-	63.52%	Investment holding
Chongqing Xingtuo development Co., Ltd.	PRC	US\$200,000,000	-	63.52%	Property development
Changsha Jinmao City Construction Limited	PRC	RMB330,000,000	-	63.52%	Land development
Franshion Properties (Hangzhou) Limited	PRC	RMB1,882,350,000	-	53.99%	Property development

continued/....

SINOCHEM HONG KONG (GROUP) COMPANY LIMITED

NOTES TO CONSOLIDATED FINANCIAL STATEMENTS (continued)

31 December 2014

18. INVESTMENTS IN SUBSIDIARIES (continued)

<u>Name of entity</u>	<u>Place of incorporation/ registration and business</u>	<u>Issued ordinary/ capital registered share capital</u>	<u>Proportion of nominal value of issued capital/registered capital held by the Group</u>		<u>Principal activities</u>
			Direct	Indirect	
Beijing Chemsunny Property Company Limited 北京凯晨置业有限公司	PRC	RMB102,400,000	-	63.52%	Property investment
Sinochem Jin Mao Property Management (Beijing) Co., Ltd.	PRC	RMB5,000,000	-	63.52%	Property management
Sinochem International Property & Hotels Management Co., Ltd.	PRC	RMB387,600,000	-	63.52%	Property management
Wangfujing Hotel Management Company Limited (note ii)	PRC	US\$73,345,000	-	42.26%	Hotel operation
Sinochem Franshion (Shanghai) Properties Management Company Limited	PRC	US\$8,000,000	-	63.52%	Investment holding
China Jin Mao (Group) Company Limited (note ii)	PRC	RMB2,635,000,000	-	42.26%	Hotel operation and property investment
Shanghai Jin Mao Construction & Decoration Company Limited	PRC	RMB50,000,000	-	63.52%	Provision of building decoration services
Jin Mao (Beijing) Real Estate Company Limited (note ii)	PRC	RMB1,600,000,000	-	42.26%	Hotel operation
Jin Mao Sanya Resort Hotel Company Limited (note ii)	PRC	RMB300,000,000	-	42.26%	Hotel operation
Beijing Franshion Rongchuang Properties Limited (note ii)	PRC	RMB100,000,000	-	32.40%	Property development
Changsha Jin Mao Meixi Lake International Plaza Properties Limited	PRC	US\$352,000,000	-	63.52%	Property development
Changsha Meixi Lake International Research and Development Limited	PRC	RMB10,000,000	-	50.82%	Property development
Changsha Xing Mao Development Limited	PRC	RMB10,000,000	-	63.52%	Land development
Sanya Yazhouwan Economic Development Company Limited ("Sanya Yazhouwan") (note ii)	PRC	RMB160,000,000	-	32.40%	Land development
Jin Mao Sanya Tourism Company Limited (note ii)	PRC	RMB500,000,000	-	42.26%	Hotel operation
Jin Mao Shenzhen Hotel Investment Company Limited (note ii)	PRC	RMB700,000,000	-	42.26%	Hotel operation

continued/...

SINOCHEM HONG KONG (GROUP) COMPANY LIMITED

NOTES TO CONSOLIDATED FINANCIAL STATEMENTS (continued)

31 December 2014

18. INVESTMENTS IN SUBSIDIARIES (continued)

<u>Name of entity</u>	<u>Place of incorporation/ registration and business</u>	<u>Issued ordinary/ capital registered share capital</u>	<u>Proportion of nominal value of issued capital/registered capital held by the Group</u>		<u>Principal activities</u>
			Direct	Indirect	
Jin Mao (Li Jiang) Zhi Ye Co., Ltd.	PRC	RMB100,000,000	-	63.52%	Property development
Jin Mao (Li Jiang) Hotel Investment Co., Ltd. (note ii)	PRC	RMB100,000,000	-	42.26%	Property development
Jin Mao Investment (Chang Sha) Co., Ltd.	PRC	RMB3,750,000,000	-	50.82%	Land development
Franshion Capital Limited	BVI	US\$1	-	63.52%	Investment holding
Franshion Development Limited	BVI	US\$1	-	63.52%	Investment holding
Franshion Investment Limited	BVI	US\$1	-	63.52%	Investment holding
Franshion Brilliant Limited	BVI	US\$1	-	63.52%	Investment holding
Premier Action International Ltd.	BVI	US\$100	-	50.82%	Investment holding
Enhanced Experience Limited (note ii)	BVI	US\$100	-	32.40%	Investment holding
Changsha Franshion Shengrong Properties Limited ("Changsha Shengrong") (note ii)	PRC	RMB500,160,000	-	32.40%	Property development
Changsha Jin Yue Development Limited (note ii)	PRC	RMB150,000,000	-	44.46%	Property development
Leading Holdings Limited (note ii)	BVI	US\$40,000	-	32.40%	Investment holding
Franshion Properties (Suzhou) Limited	PRC	US\$395,000,000	-	50.82%	Property development
Franshion Properties (Ningbo) Limited (note ii)	PRC	US\$254,000,000	-	32.40%	Property development
Shanghai Xingwaitan Development and Construction Limited ("Shanghai Xingwaitan") (note iii)	PRC	RMB6,000,000,000	-	31.76%	Property development
Beijing Franshion Yicheng Properties Limited ("Franshion Yicheng") (note ii)	PRC	RMB1,742,800,000	-	32.40%	Property development
Nanjing International Group Limited (note ii)	PRC	RMB1,246,237,500	-	31.12%	Property development, hotel operation and property investment
JCIHL (note i, ii)	Cayman Islands	HK\$2,000,000	-	42.26%	Investment holding
Guangzhou Xingtuo Properties Limited	PRC	RMB2,260,000,000	-	57.17%	Property development

continued/...

SINOCHEM HONG KONG (GROUP) COMPANY LIMITED

NOTES TO CONSOLIDATED FINANCIAL STATEMENTS (continued)

31 December 2014

18. INVESTMENTS IN SUBSIDIARIES (continued)

<u>Name of entity</u>	<u>Place of incorporation/ registration and business</u>	<u>Issued ordinary/ capital registered share capital</u>	<u>Proportion of nominal value of issued capital/registered capital held by the Group</u>		<u>Principal activities</u>
			Direct	Indirect	
China Fertilizer (Holdings) Co., Ltd.	BVI	US\$10,002	-	52.65%	Investment holding
Wah Tak Fung (B.V.I.) Limited	BVI	US\$1,000,000	-	52.65%	Investment holding
Sinochem Fertilizer (Overseas) Holdings Ltd.	BVI	US\$10,002	-	52.65%	Investment holding
Dohigh Trading Limited	Hong Kong	HK\$15,000,000	-	52.65%	Fertiliser trading
Sinochem Fertilizer	PRC	RMB7,600,000,000	-	52.65%	Fertiliser trading
Sinochem Fertilizer Macao Commercial Offshore Limited	Macao	MOP100,000	-	52.65%	Fertiliser trading
Suifenhe Xinkaiyuan Trading Co., Ltd.	PRC	RMB5,000,000	-	52.65%	Fertiliser trading
Fujian Sinochem Zhisheng Chemical Fertilizer Co., Ltd. (note iv)	PRC	RMB47,000,000	-	28.00%	Sale and manufacture of fertilisers
Sinochem Chongqing Fuling Chemical Fertilizer Co., Ltd. (note iv)	PRC	RMB148,000,000	-	31.59%	Sale and manufacture of fertilisers
Sinochem Yunlong	PRC	RMB500,000,000	-	52.65%	Sale and manufacture of feeds stuff
Sinochem Yantai Crop Nutrition Co., Ltd.	PRC	US\$1,493,000	-	52.65%	Sale and manufacture of fertilisers
Manzhoulai Kaiming Fertilizer Co., Ltd.	PRC	RMB5,000,000	-	52.65%	Fertiliser trading
Sinochem Jilin Changshan Chemical Co., Ltd. (note iv)	PRC	RMB1,018,650,000	-	49.90%	Sale and manufacture of fertilisers
Hubei Sinochem Orient Fertilizer Co., Ltd. (note iv)	PRC	RMB30,000,000	-	42.12%	Sale and manufacture of fertilisers
Sinochem Shandong Fertilizer Co., Ltd. (note iv)	PRC	RMB100,000,000	-	26.85%	Sale and manufacture of fertilisers
Sinochem Fert-Mart Agricultural Superstore Co., Ltd.	PRC	RMB100,000,000	-	52.65%	Fertiliser retailing
Sinochem Hainan Crop Science and Technology Co., Ltd.	PRC	RMB200,000,000	-	52.65%	Sale of fertilisers

continued/...

SINOCHEM HONG KONG (GROUP) COMPANY LIMITED

NOTES TO CONSOLIDATED FINANCIAL STATEMENTS (continued)

31 December 2014

18. INVESTMENTS IN SUBSIDIARIES (continued)

<u>Name of entity</u>	<u>Place of incorporation/ registration and business</u>	<u>Issued ordinary/ capital registered share capital</u>	<u>Proportion of nominal value of issued capital/registered capital held by the Group</u>		<u>Principal activities</u>
			Direct	Indirect	
Pingyuan County Xinglong Textile Co., Ltd. (note iv)	PRC	RMB15,000,000	-	39.49%	Sale and manufacture of textiles
Jin Mao (Shanghai) Real Estate Co., Ltd.	PRC	RMB1,010,000,000	-	63.52%	Property development

Notes:

- (i) Ordinary shares of JCIHL are stapled to units of a trust namely Jinmao Investments which are listed on the Main Board of the Stock Exchange of Hong Kong Limited. JCIHL and its subsidiaries are collectively referred to as the JCIHL Group.
- (ii) The Company holds 63.52% of the shares of Franshion, and Franshion holds more than 50% of the registered capital of the entity or the parent company of the entity. Therefore, the entity is accounted for as a subsidiary by virtue of the Company's control over it.
- (iii) Franshion holds 50% of registered capital of the entity, but Franshion controls the boards of directors of these entities by virtue of its power to cast the majority of votes at meetings of the boards, and therefore has the power to exercise control over their operating and financial activities. Since Franshion is a subsidiary of the Company, the entity is accounted for as a subsidiary by virtue of the Company's control over it.
- (iv) The Company holds 52.65% of the shares of Sinofert, and Sinofert holds more than 50% of the registered capital of the entity. Therefore, the entity is accounted for as a subsidiary by virtue of the Company's control over it.

The above table lists the subsidiaries of the Company which, in the opinion of the directors, principally affected the results or assets of the Group. To give details of other subsidiaries would, in the opinion of the directors, result in particulars of excessive length.

Details of the Group's subsidiaries that have material non-controlling interests are set out below:

2014	Franshion	Sinofert	Shanghai Yin Hui	Shanghai Xingwaitan	JCIHL	SISSC
	HK\$'000	HK\$'000	HK\$'000	HK\$'000	HK\$'000	HK\$'000
Percentage of equity interest held by non-controlling interests	36.48%	47.35%	68.24%	68.24%	57.74%	68.24%
Profit/(loss) for the year allocated to non-controlling interests	1,932,000	137,130	381,385	(1,131)	(25,622)	(6,155)
Dividends declared to non-controlling interests	317,501	-	-	-	-	-
Accumulated balances of non-controlling interests at the reporting date	16,661,461	7,919,765	2,740,576	5,170,133	5,254,025	2,688,877
2013	Franshion	Sinofert	Shanghai Yin Hui	Shanghai Xingwaitan	JCIHL	SISSC
	HK\$'000	HK\$'000	HK\$'000	HK\$'000	HK\$'000	HK\$'000
Percentage of equity interest held by non-controlling interests	37.13%	47.35%	68.56%	68.56%	N/A	68.56%
Profit/(loss) for the year allocated to non-controlling interests	1,569,541	(282,097)	666,093	(18,643)	N/A	(2,226)
Dividends declared to non-controlling interests	238,116	77,459	544,843	-	N/A	-
Accumulated balances of non-controlling interests at the reporting date	15,620,784	7,810,342	1,559,963	5,212,762	N/A	1,981,387

SINOCHEM HONG KONG (GROUP) COMPANY LIMITED

NOTES TO CONSOLIDATED FINANCIAL STATEMENTS (continued)

31 December 2014

18. INVESTMENTS IN SUBSIDIARIES (continued)

The following tables illustrate the summarised financial information of the above subsidiaries. The amounts disclosed are before any inter-company eliminations:

2014	Franshion	Sinofert	Shanghai Yin Hui	Shanghai Xingwaitan	JCIHL	SISSC
	HK\$'000	HK\$'000	HK\$'000	HK\$'000	HK\$'000	HK\$'000
Revenue	29,548,154	35,751,239	1,698,605	-	2,761,146	536
Total expenses	(22,892,556)	(35,580,229)	(1,139,716)	(1,659)	(1,854,037)	(9,556)
Profit/(loss) for the year	6,655,598	171,010	558,889	(1,659)	907,109	(9,020)
Total comprehensive income/(loss) for the year	6,496,073	112,497	550,366	(27,372)	866,579	(22,451)
Current assets	55,658,342	12,423,257	4,385,013	8,616,959	1,362,904	6,861,038
Non-current assets	82,367,426	19,534,186	2,186,208	10,004	21,277,458	1,166
Current liabilities	33,902,907	11,072,696	2,775,912	692,015	5,470,669	2,110,617
Non-current liabilities	47,790,290	3,921,359	-	358,553	8,062,924	811,264
Net cash flows (used in)/from operating activities	(8,596,462)	1,903,343	447,614	(395,680)	2,312,726	(1,634,174)
Net cash flows (used in)/from investing activities	(10,272,675)	948	(5)	(199)	(1,175,455)	(97)
Net cash flows from/(used in) financing activities	<u>16,874,541</u>	<u>(1,778,828)</u>	<u>-</u>	<u>357,196</u>	<u>(1,209,166)</u>	<u>1,585,092</u>
Net (decrease)/increase in cash and cash equivalents	<u>(1,994,596)</u>	<u>125,463</u>	<u>447,609</u>	<u>(38,683)</u>	<u>(71,895)</u>	<u>(49,179)</u>
2013	Franshion	Sinofert	Shanghai Yin Hui	Shanghai Xingwaitan	JCIHL	SISSC
	HK\$'000	HK\$'000	HK\$'000	HK\$'000	HK\$'000	HK\$'000
Revenue	20,718,913	43,461,338	3,799,024	-	N/A	-
Total expenses	(15,684,557)	(44,242,942)	(2,466,838)	(27,194)	N/A	(4,451)
Profit/(loss) for the year	5,034,356	(781,604)	1,332,186	(27,194)	N/A	(4,451)
Total comprehensive income/(loss) for the year	6,641,968	(371,969)	1,425,733	(27,194)	N/A	(115,878)
Current assets	46,720,431	11,389,845	3,453,711	7,594,528	N/A	5,350,090
Non-current assets	74,122,845	18,918,620	1,921,328	9,326	N/A	1,536
Current liabilities	39,603,915	9,705,494	2,175,113	86	N/A	1,134,471
Non-current liabilities	34,019,905	3,695,634	-	-	N/A	254,380
Net cash flows (used in)/from operating activities	(4,996,704)	850,773	1,342,749	(7,404,217)	N/A	(517,355)
Net cash flows used in investing activities	(1,004,353)	(84,569)	(645,927)	(116)	N/A	(383)
Net cash flows from/(used in) financing activities	<u>7,564,222</u>	<u>(729,353)</u>	<u>(1,239,374)</u>	<u>7,510,200</u>	<u>N/A</u>	<u>522,387</u>
Net increase/(decrease) in cash and cash equivalents	<u>1,563,165</u>	<u>36,851</u>	<u>(542,552)</u>	<u>105,867</u>	<u>N/A</u>	<u>4,649</u>

SINOCHEM HONG KONG (GROUP) COMPANY LIMITED

NOTES TO CONSOLIDATED FINANCIAL STATEMENTS (continued)

31 December 2014

19. INVESTMENTS IN JOINT VENTURES

	2014	2013
	HK\$'000	HK\$'000
Unlisted investments		
Share of net assets	1,912,674	2,494,354
Provision for impairment	(91,186)	-
	<u>1,821,488</u>	<u>2,494,354</u>

The amounts due from/to joint ventures are disclosed in note 22 to the consolidated financial statements.

Particulars of the principal joint ventures which are indirectly held by the Group are as follows:

<u>Name of entity</u>	<u>Place of registration and business</u>	<u>Issued capital/ registered capital</u>	<u>Effective interest in issued capital/ registered capital/ profit sharing ratio held by the Group</u>		<u>Principal activities</u>
			<u>2014</u>	<u>2013</u>	
Tianjin Beifang Chemical Fertilizer Logistics and Delivery Company Limited 天津北方化肥物流配送有限公司 (note i)	PRC	RMB3,000,000	31.59%	31.59%	Fertiliser logistics
Yunnan Three Circles-Sinochem -Mosaic Fertilizer Company Limited 云南三环中化美盛化肥有限公司 (note i)	PRC	US\$29,800,000	13.16%	13.16%	Sale and manufacture of fertilisers
Yunnan Three Circles-Sinochem Fertilizer Company Limited 云南三环中化化肥有限公司 (note i)	PRC	RMB1,400,000,000	21.07%	21.07%	Sale and manufacture of fertilisers
Gansu Wengfu Chemical Co., Ltd. 甘肃雍福化工有限责任公司 (note i)	PRC	RMB181,000,000	15.80%	15.80%	Sale and manufacture of fertilisers
Hainan Zhongsheng Agricultural Technology Co., Ltd 海南中盛农业科技有限公司 (note i)	PRC	RMB51,000,000	26.85%	26.85%	Sale of pesticides
Shanghai Jin Mao Jin Jiang Automobile Service Company Limited 上海金茂锦江汽车服务有限公司 (note ii)	PRC	RMB22,000,000	31.76%	31.44%	Lease of commercial vehicles
Shanghai Jin Mao Auto Hire Company Limited 上海金茂汽车租赁有限公司 (note ii)	PRC	RMB2,000,000	28.58%	28.29%	Lease of commercial vehicles
Shanghai Tuoying Co., Ltd. 上海拓赢实业有限公司 (note ii)	PRC	RMB16,000,000	31.76%	-	Property development

continued/...

SINOCHEM HONG KONG (GROUP) COMPANY LIMITED

NOTES TO CONSOLIDATED FINANCIAL STATEMENTS (continued)

31 December 2014

19. INVESTMENTS IN JOINT VENTURES (continued)

<u>Name of entity</u>	<u>Place of registration and business</u>	<u>Issued capital/ registered capital</u>	<u>Effective interest in issued capital/ registered capital/ profit sharing ratio held by the Group</u>		<u>Principal activities</u>
			<u>2014</u>	<u>2013</u>	
Beijing Franshion Xingyi Development Co., Ltd. 北京方兴兴亦置业有限公司 (note ii)	PRC	RMB100,000,000	31.76%	-	Property development
Guangzhou Rongfang Development Co., Ltd. 广州融方置业有限公司 (note ii)	PRC	RMB10,000,000	31.76%	-	Property development
Comeco Petroleum Inc. ("Comeco") (note iii)	United States	US\$1	58.75%	58.75%	Sale of crude oil

Notes:

- (i) The entities are joint ventures of Sinofert, a non-wholly-owned subsidiary of the Group. In accordance with the agreements between the investors of the entities, the investors exercise joint control over the entities.
- (ii) The entities are joint ventures of Franshion, a non-wholly-owned subsidiary of the Group. In accordance with the agreements between the investors of the entity, the investors exercise joint control over the entities.
- (iii) Under the terms of memorandum and articles of association of Comeco, all resolutions must be approved by at least 75% of the voting rights in the board of directors of Comeco, as such all events must require unanimous consent by the Company and the other shareholder. Therefore, Comeco is classified as a joint venture of the Group.

SINOCHEM HONG KONG (GROUP) COMPANY LIMITED

NOTES TO CONSOLIDATED FINANCIAL STATEMENTS (continued)

31 December 2014

19. INVESTMENTS IN JOINT VENTURES (continued)

The following table illustrates the summarised financial information of Comeco, a material joint venture of the Group, adjusted for any difference in accounting policies, and reconciled to the carrying amount in the consolidated financial statements:

	2014 HK\$'000	2013 HK\$'000
Cash and cash equivalents	234,953	85,622
Other current assets	<u>141,126</u>	<u>167,156</u>
Current assets	376,079	252,778
Non-current assets	4,038,444	5,571,830
Other current liabilities	(2,295)	(2,413)
Current liabilities	(2,295)	(2,413)
Non-current liabilities	(2,524,376)	(2,837,023)
Net assets	1,887,852	2,985,172
Net assets, excluding goodwill	1,887,852	2,985,172
Reconciliation to the Group's interest in the joint venture:		
Proportion of the Group's ownership	58.75%	58.75%
Group's share of net assets of the joint venture, excluding goodwill	1,109,035	1,753,665
Impairment loss (note i) (note 5)	<u>(91,186)</u>	-
Carrying amount of the investment	1,017,849	1,753,665
Revenue	1,815,701	2,479,702
Interest income	212	4
Depreciation and amortisation	(1,729,262)	(1,641,197)
Interest expenses	(3,588)	-
Tax	(100,454)	(146,464)
(Loss)/profit and total comprehensive (loss)/income for the year	(366,825)	25,825
Share of (loss)/profit	(215,494)	15,172
Dividend received	(429,652)	(582,794)

The following table illustrates the aggregate financial information of the Group's joint ventures that are not individually material:

	2014 HK\$'000	2013 HK\$'000
Share of the joint ventures' profit or loss for the year	(71,408)	(16,727)
Share of the joint ventures' total comprehensive income or loss	(71,408)	(16,727)
Aggregate carrying amount of the Group's investments in the joint ventures	<u>803,639</u>	<u>740,689</u>

SINOCHEM HONG KONG (GROUP) COMPANY LIMITED

NOTES TO CONSOLIDATED FINANCIAL STATEMENTS (continued)

31 December 2014

19. INVESTMENTS IN JOINT VENTURES (continued)

Notes:

- (i) Comeco currently owns 28.57% working interests in Yemen 10 Block and is acting as a non-operator in the Block. The production sharing contract (“PSC”) will be terminated at the end of 2015. According to the terms and conditions of the PSC, Comeco and the operator (collectively as the “Contractors”) have the right to apply for an extension of the PSC with 5 years upon the termination of the PSC. The Contractors applied for the renewal of the equity interests in the Block on 29 December 2014 while the renewal is still subject to Yemen government’s approval up to the date when the consolidated financial statements have been approved for issuance. For impairment testing purpose, as for the year ended 31 December 2014, the recoverable amount for investment to Comeco has been calculated based upon the estimated discounted future cash flows. The estimated discounted future net cash flow is based on management’s reasonable estimate by taking into account the current circumstances in Yemen, included the assumption that the working interests in the Block will be renewed upon the end of the current PSC and thus based on the volume of reserves expected to be produced in the period up to the 5 years after the termination of the initial PSC. The recoverable amount is approximately HK\$1,017,849,000 based on these assumptions and the Group recognised an impairment loss of HK\$91,186,000 (2013: Nil) in respect of its investment in Comeco. If the PSC cannot be renewed, the volume of oil reserves would be 2.52 million barrels less than current estimate and the recoverable amount would be HK\$619,702,000 lower than current estimate.

In March 2015, the political environment in the Yemen has greatly deteriorated. Although the conflict did not affect the area Yemen 10 Block is located, the operator of Yemen 10 Block ceased production on 27 March 2015 in order to ensure safety of its personnel and properties. The operator has also filed force majeure statement to the Contractors and the Yemen government. In the statement, the operator claimed that it will pay close attention to the political status in the region and will resume production as soon as security of operation can be guaranteed.

SINOCHEM HONG KONG (GROUP) COMPANY LIMITED

NOTES TO CONSOLIDATED FINANCIAL STATEMENTS (continued)

31 December 2014

20. INVESTMENTS IN ASSOCIATES

	2014 HK\$'000	2013 HK\$'000
Listed investments, at cost	1,147,308	1,147,308
Unlisted investments, at cost	3,640,100	1,866,184
Goodwill	6,572,296	6,572,296
Share of post-acquisition profits and other comprehensive income, net of dividend received	<u>2,341,434</u>	<u>2,314,754</u>
	<u>13,701,138</u>	<u>11,900,542</u>
Fair value of listed investments	<u>3,913,145</u>	<u>3,027,142</u>

The fair value of the listed investment has been determined by multiplying the closing share price on 31 December 2014 by the total number of shares held by Sinofer. As the fair value is lower than the carrying amount as at 31 December 2014, an impairment review had been performed by Sinofer. The directors of Sinofer are of the opinion that no impairment allowance is necessary in respect of the listed investments as at 31 December 2014.

Particulars of the principal associates as at the end of the reporting period are as follows:

<u>Name of entity</u>	<u>Place of incorporation/ registration and business</u>	<u>Class of shares held</u>	<u>Effective interest in registered capital/ profit sharing ratio held by the Group</u>		<u>Principal activities</u>
			<u>2014</u>	<u>2013</u>	
Dongguan Zhonghua Mei Plastics Co., Ltd.	PRC	Ordinary shares	35.00%	35.00%	Production and sale of chemical fibre
Nantong Jiamin Terminal & Storage Co., Ltd. 南通嘉民港儲有限公司	PRC	Ordinary shares	33.33%	33.33%	Storage of crude oil and related products
West Pacific Petrochemical Co., Ltd. 大连西太平洋石油化工有限公司	PRC	Ordinary shares	25.20%	25.20%	Production and sale of crude oil and related products
Shanghai Orient Terminal Company Limited 上海东方儲罐有限公司	PRC	Ordinary Shares	25.00%	25.00%	Godown business
Qinghai Salt Lake Industry Co., Ltd. ("Qinghai Salt Lake") 青海盐湖工业股份有限公司 (note i)	PRC	Ordinary shares	8.94%	8.94%	Production and sale of fertilisers
Guizhou Xinxin Industrial and Agricultural Trading Co., Ltd. 贵州鑫新工农贸易有限公司	PRC	Ordinary shares	30.00%	30.00%	Production and sale of phosphate rock
Guizhou Xinchun Coal Chemical (Group) Co., Ltd. ("Xinchun Chemical") 贵州鑫晨煤化工(集团)有限公司	PRC	Ordinary shares	30.00%	30.00%	Production and sale of coal

continued/...

SINOCHEM HONG KONG (GROUP) COMPANY LIMITED

NOTES TO CONSOLIDATED FINANCIAL STATEMENTS (continued)

31 December 2014

20. INVESTMENTS IN ASSOCIATES (continued)

<u>Name of entity</u>	<u>Place of incorporation/ registration and business</u>	<u>Class of shares held</u>	<u>Effective interest in registered capital/ profit sharing ratio held by the Group</u>		<u>Principal activities</u>
			<u>2014</u>	<u>2013</u>	
TPFZ Kenhua International Trading & Industry Co., Ltd. 天津港保税区垦化国际贸易实业有限公司	PRC	Ordinary shares	30.00%	30.00%	Trading
北京中孚石油有限公司	PRC	Ordinary shares	60.00%	60.00%	Vehicle oil supply and maintenance
中化国际(苏州工业园)新材料研发有限公司	PRC	Ordinary shares	25.00%	25.00%	Production and sale of chemical products
太仓中化环保有限公司	PRC	Ordinary shares	35.00%	35.00%	Production and sale of chemical products
舟山中威石油储运有限公司	PRC	Ordinary shares	50.00%	50.00%	Godown business
中化珠海石化储运有限公司	PRC	Ordinary shares	25.00%	25.00%	Godown business
Shanghai Tuoping Development Co., Ltd. ("Shanghai Tuoping") 上海拓平置业有限公司	PRC	Ordinary shares	20.66%	-	Property development
Franshion Development (Shanghai) Co., Ltd. 方兴置业(上海)有限公司	PRC	Ordinary shares	36.52%	-	Property development
中化扬州石化码头仓储有限公司	PRC	Ordinary shares	25.00%	25.00%	Godown business
中化天津港石化仓储有限公司	PRC	Ordinary shares	25.00%	25.00%	Godown business
中化兴中石油转运(舟山)有限公司	PRC	Ordinary shares	25.00%	25.00%	Godown business
Qinghai Ganghua Logistics Company Limited 青岛港华物流有限公司	PRC	Ordinary shares	25.00%	25.00%	Logistics services
Tianjin Beihai Industrial Company Limited 天津北海实业有限公司	PRC	Ordinary shares	30.90%	30.90%	Logistics services

continued/...

SINOCHEM HONG KONG (GROUP) COMPANY LIMITED

NOTES TO CONSOLIDATED FINANCIAL STATEMENTS (continued)

31 December 2014

20. INVESTMENTS IN ASSOCIATES (continued)

<u>Name of entity</u>	Place of incorporation/ registration and business	Class of shares held	Effective interest in registered capital/ profit sharing ratio <u>held by the Group</u>		<u>Principal activities</u>
			2014	2013	
天津港中化石化码头有限公司	PRC	Ordinary shares	25.00%	25.00%	Godown business
Yangmei Pingyuan Chemical Co., Ltd. ("Yangmei Pingyuan") 阳煤平原化工有限公司	PRC	Ordinary shares	36.75%	36.75%	Production and sale of fertilisers

Note:

- (i) Sinochem Corporation, an immediate holding company of the Group, has 15.01% equity interests in Qinghai Salt Lake. As Sinochem Corporation has authorised the Group to exercise its voting rights in Qinghai Salt Lake on behalf of itself, the directors are of the opinion that the Group has significant influence on Qinghai Salt Lake.

On 9 December 2014, Sinochem Fertilizer proposed to enter into the Share Transfer Agreement with Sinochem Corporation, pursuant to which Sinochem Fertilizer shall acquire, and Sinochem Corporation shall sell, 238,791,954 issued shares of Qinghai Salt Lake, representing 15.01% of its total issued share capital, at a total consideration of RMB3,890,101,118.75 (equivalent to HK\$4,917,087,814.10). As at 31 December 2014, Sinochem Fertilizer owns 142,260,369 shares of Qinghai Salt Lake, representing 8.94% of its total issued share capital. After this acquisition, Sinochem Fertilizer will hold 381,052,323 shares of Qinghai Salt Lake, representing 23.95% of the total issued share capital and will become the second largest shareholder of Qinghai Salt Lake. On 12 February 2015, the transaction was approved by independent shareholders of Sinofert.

SINOCHEM HONG KONG (GROUP) COMPANY LIMITED

NOTES TO CONSOLIDATED FINANCIAL STATEMENTS (continued)

31 December 2014

20. INVESTMENTS IN ASSOCIATES (continued)

The above table lists the associates of the Group which, in the opinion of the directors, principally affected the results or assets of the Group. To give details of other associates would, in the opinion of the directors, result in particulars of excessive length.

The following table illustrates the summarised financial information of Qinghai Salt Lake, a material associate of the Group, adjusted for any differences in accounting policies, and reconciled to the carrying amount in the consolidated financial statements:

	2014 HK\$'000	2013 HK\$'000
Gross amount of the associate		
Current assets	13,695,325	14,381,169
Non-current assets	77,449,238	62,695,971
Current liabilities	(18,166,007)	(12,052,355)
Non-current liabilities	(41,571,174)	(34,748,124)
Equity	31,407,382	30,276,661
Attributable to shareholders of the associate	29,365,792	28,248,009
Attributable to non-controlling interests	2,041,590	2,028,652
Revenue	13,191,514	10,131,977
Profit attributable to shareholders of the associate	1,343,329	907,247
Other comprehensive income	-	-
Dividend received from the associate	12,036	56,981
Reconciliation to the Group's interest in the associate		
Gross amounts of the net assets of the associate	29,254,593	28,248,009
Group's effective interest	8.94%	8.94%
Group's share of the net assets of the associate	2,615,361	2,525,372
Goodwill	6,572,296	6,572,296
Exchange realignment	<u>777,771</u>	<u>792,730</u>
Carrying amount in the consolidated financial statements	<u>9,965,428</u>	<u>9,890,398</u>

Aggregate information of associates that are not individually material:

The following table illustrates the aggregate financial information of the Group's associates that are not individually material:

	2014 HK\$'000	2013 HK\$'000
Share of the associates' profit or loss for the year	83,685	133,212
Share of the associates' total comprehensive income or loss	83,685	133,212
Aggregate carrying amount of the Group's investments in the associates	<u>3,735,710</u>	<u>2,010,144</u>

SINOCHEM HONG KONG (GROUP) COMPANY LIMITED

NOTES TO CONSOLIDATED FINANCIAL STATEMENTS (continued)

31 December 2014

21. AVAILABLE-FOR-SALE INVESTMENTS

	2014	2013
	HK\$'000	HK\$'000
Listed equity investments, at fair value	4,256,663	4,067,393
Unlisted equity investments:		
At cost	503,842	421,267
Impairment	(11,776)	(11,816)
	<u>4,748,729</u>	<u>4,476,844</u>

The above investments consist of investments in equity securities which were designated as available-for-sale financial assets and have no fixed maturity date or coupon rate.

For listed equity investments, the fair values are based on quoted market prices at the end of the reporting period. During the year, the fair value gains in respect of the Group's available-for-sale investments recognised in other comprehensive income amounted to HK\$153,012,000 (2013: fair value losses amounted to HK\$231,000,000).

The above unlisted available-for-sale investments mainly represent Sinofert's investments in private entities. Certain unlisted equity securities with a carrying amount of RMB10,340,000 are subsequently measured at cost less impairment at the end of each reporting period. The rest of the unlisted equity securities are stated at fair value determined based on the valuation carried out by qualified independent valuers.

SINOCHEM HONG KONG (GROUP) COMPANY LIMITED

NOTES TO CONSOLIDATED FINANCIAL STATEMENTS (continued)

31 December 2014

22. AMOUNTS DUE FROM/TO RELATED PARTIES

	2014 HK\$'000	2013 HK\$'000
<u>Amounts due from related parties</u>		
Amounts due from associates (note i)	4,512,073	1,278,609
Amounts due from joint ventures (note v)	3,411,985	64,268
Amounts due from fellow subsidiaries (note ii)	33,283,145	30,780,321
Amount due from the ultimate parent (note vi)	7,167	84
Amount due from the immediate parent (note iii)	<u>380,300</u>	<u>7,425</u>
	41,594,670	32,130,707
Current	<u>(29,390,360)</u>	<u>(25,642,687)</u>
Non-current	<u>12,204,310</u>	<u>6,488,020</u>
<u>Amounts due to related parties</u>		
Amounts due to joint ventures (note vi)	122,857	305,277
Amount due to the ultimate parent (note iv)	4,378,985	4,173,634
Amounts due to associates (note vi)	34,104	87,340
Amount due to the immediate parent (note vi)	4,119,734	8,036,559
Amounts due to fellow subsidiaries (note vi)	<u>1,285,464</u>	<u>5,770,043</u>
	9,941,144	18,372,853
Current	<u>(9,687,624)</u>	<u>(18,372,853)</u>
Non-current	<u>253,520</u>	<u>-</u>

Notes:

- (i) The amounts due from associates are interest-free, unsecured and repayable, except for (a) the amount of HK\$887,320,000 (2013: HK\$1,128,175,000) which bears interest at 6% per annum and is repayable within one year to Yangmei Pingyuan; and (b) the amount of HK\$3,134,851,000 (2013: Nil) which bears interest at 9% per annum and is not repayable within one year to Shanghai Tuoping.
- (ii) The amounts due from fellow subsidiaries are unsecured, interest-free and repayable, except for (a) the amount of HK\$659,316,000 (2013: Nil) which bears interest at 6-month LIBOR plus 130 basis points per annum and is repayable within one year to Sinochem Petroleum USA LLP; and (b) the amount of HK\$1,030,472,000 (2013: HK\$1,030,199,000) which bears interest at 3-month LIBOR plus 240 basis points per annum to Silver Malus Spectabilis Ltd.
- (iii) The amounts due from the immediate parent, Sinochem Corporation, are unsecured, interest-free and repayable, except for the amount of HK\$319,008,000 (2013: Nil), which bears interest at 1.5% per annum and is repayable within one year.
- (iv) The amounts due to the ultimate parent are unsecured, interest-free and repayable on demand, except for the loan amounting to HK\$253,520,000 (2013: Nil), which is with a maturity of 3 years at fixed interest rate of 1.35% per annum.

SINOCHEM HONG KONG (GROUP) COMPANY LIMITED

NOTES TO CONSOLIDATED FINANCIAL STATEMENTS (continued)

31 December 2014

22. AMOUNTS DUE FROM/TO RELATED PARTIES (continued)

Notes: (continued)

(v) The amounts are interest-free, unsecured and repayable on demand, except for the amounts of HK\$23,197,000 (2013: Nil) and HK\$1,027,788,000 (2013: Nil) which bear interest at 7% and 6.9% per annum, respectively.

(vi) The amounts are interest-free, unsecured and repayable on demand.

23. DUE FROM NON-CONTROLLING INTERESTS

The amounts due from non-controlling interests are secured, interest-bearing at a rate of 8.54% (2013: 8.54%) and are not repayable within one year.

24. OTHER NON-CURRENT ASSETS

	2014 HK\$'000	2013 HK\$'000
Other financial assets (note i)	42,485	42,629
Advance payments for acquisition of items of property, plant and equipment	55,128	38,500
Other non-current assets (note ii)	11,133	13,291
Finance lease receivables (note iii)	207,918	140,244
Dismantlement fund	63,483	17,828
Others	—	1,437
	<u>380,147</u>	<u>253,929</u>

Notes:

(i) Other financial assets

The other financial assets represent the amounts recoverable from non-controlling shareholders as estimated by management in relation to the acquisition of Sanya Yazhouwan in 2012. The balance is not repayable within one year.

(ii) Other non-current assets

Other non-current assets are activators that have estimated useful lives ranging from 3 years to 10 years. The costs are amortised on the straight-line basis over their respective estimated useful lives.

(iii) The finance lease receivables of HK\$207,918,000 (2013: HK\$140,244,000) represent the finance lease receivables of South Atlantic Holding B.V. ("SAHBV") as a lessor. SAHBV records finance lease receivable as the expected present value of minimum lease payments. The underlying assets of the finance lease are Electric Submersible Pumps and Drill Pipes which are used in the development and production of Peregrino Phase I oilfield. The finance lease asset is expected to be repaid over the lifetime of the oilfield.

SINOCHEM HONG KONG (GROUP) COMPANY LIMITED

NOTES TO CONSOLIDATED FINANCIAL STATEMENTS (continued)

31 December 2014

25. INVENTORIES

	2014 HK\$'000	2013 HK\$'000
Raw materials	1,209,728	1,079,344
Work in progress	57,535	86,254
Fertiliser merchandise and finished goods	7,030,676	5,843,309
Consumables	<u>77,728</u>	<u>65,578</u>
	<u>8,375,667</u>	<u>7,074,485</u>

During the year 2014, the Group recognised an amount of HK\$51,382,000 (2013: HK\$117,256,000) as write-down of inventories.

26. PROPERTIES HELD FOR SALE

All the properties held for sale are stated at cost. The Group's properties held for sale are situated in Mainland China and are held under the following lease terms:

	2014 HK\$'000	2013 HK\$'000
Long term leases	3,997,321	2,970,327
Medium term leases	<u>3,621,564</u>	<u>2,945,142</u>
	<u>7,618,885</u>	<u>5,915,469</u>

At 31 December 2014, certain of the Group's properties included in properties held for sale with a net carrying amount of approximately HK\$259,288,000 (2013: HK\$275,662,000) were pledged to secure bank loans granted to the Group (note 34).

SINOCHEM HONG KONG (GROUP) COMPANY LIMITED

NOTES TO CONSOLIDATED FINANCIAL STATEMENTS (continued)

31 December 2014

27. TRADE AND BILLS RECEIVABLES

	2014 HK\$'000	2013 HK\$'000
Trade receivables	16,981,991	23,563,747
Impairment and reversal of impairment losses	(33,209)	(35,451)
	16,948,782	23,528,296
Bills receivable	<u>1,526,795</u>	<u>1,304,499</u>
Total trade and bills receivables	<u>18,475,577</u>	<u>24,832,795</u>

The Group allows an average credit period normally within 90 days to its trade customers. Before accepting any new customer, the Group, based on past experience, assesses the potential customer's credit quality and defines credit limits by customer. Limits attributed to customers are reviewed regularly. The Group seeks to maintain strict control over its outstanding receivables and has a credit control department to minimise the credit risk. Overdue balances are reviewed regularly by senior management. In view of the aforementioned and the fact that the Group's trade receivables relate to a large number of diversified customers, there is no significant concentration of credit risk. The Group does not hold any collateral or other credit enhancements over its trade receivable balances. Trade receivables are non-interest-bearing. They are stated net of provisions.

The Group has pledged trade receivables of approximately HK\$191,776,000 (2013: HK\$40,894,000) to secure a bank loan granted to the Group (note 34).

At 31 December 2014, trade debtors of HK\$33,209,000 (2013: HK\$35,451,000) were individually determined to be impaired. The individually impaired trade receivables relate to customers that were in unexpected financial difficulties and it is assessed that only a portion of the receivables is expected to be recovered. Movements in the provision for impairment losses are as follows:

	2014 HK\$'000	2013 HK\$'000
At 1 January	35,451	123,672
Impairment losses recognised	23,884	36,687
Impairment losses reversed	-	(121,284)
Amounts written off as uncollectible	(25,999)	(4,324)
Exchange realignment	(127)	700
	<u>33,209</u>	<u>35,451</u>

The aged analysis of trade receivables that are neither individually nor collectively considered to be impaired is as follows:

	2014 HK\$'000	2013 HK\$'000
Neither past due nor impaired	16,149,508	23,651,544
Past due but not impaired:		
Less than 90 days	1,990,515	860,253
91 to 360 days	288,865	238,485
Over 360 days	<u>46,689</u>	<u>82,513</u>
	<u>18,475,577</u>	<u>24,832,795</u>

SINOCHEM HONG KONG (GROUP) COMPANY LIMITED

NOTES TO CONSOLIDATED FINANCIAL STATEMENTS (continued)

31 December 2014

27. TRADE AND BILLS RECEIVABLES (continued)

Trade receivables that were neither past due nor impaired relate to a large number of diversified customers for whom there was no recent history of default.

Trade receivables that were past due but not impaired relate to a number of independent customers that have a good track record with the Group. Based on past experience, the directors of the Company are of the opinion that no provision for impairment is necessary in respect of these balances as there has not been a significant change in credit quality and the balances are still considered fully recoverable. The Group does not hold any collateral over these balances.

28. PREPAYMENTS, DEPOSITS AND OTHER RECEIVABLES

	2014 HK\$'000	2013 HK\$'000
Prepayments	1,910,826	3,539,721
Deposits	1,261,096	1,456,127
Other receivables	1,467,754	1,480,232
Due from non-controlling interests	2,166,677	1,664,531
Entrusted loans to third parties	<u>236,027</u>	<u>236,828</u>
	<u>7,042,380</u>	<u>8,377,439</u>

None of the above assets is past due. The financial assets included in the above balances relate to receivables for which there was no recent history of default.

The amounts due from non-controlling interests are unsecured, interest-free and repayable within one year, except for the amounts of HK\$496,899,000, HK\$963,376,000, HK\$64,655,000, HK\$126,760,000 and HK\$168,908,000 which bear interest at 0.35%, 0.35%, 6.6%, 8.54% and 6% per annum, respectively (2013: HK\$747,877,000, HK\$508,760,000, HK\$127,190,000 and HK\$60,641,000 which bore interest at 3.08%, 3.5%, 3%, and 6.6% per annum, respectively).

The entrustment loans to third parties are unsecured, bear interest at 6% per annum (2013: 6% per annum) and are receivable within one year.

29. HELD-FOR-TRADING INVESTMENTS

	2014 HK\$'000	2013 HK\$'000
Equity securities listed in Hong Kong at fair value	<u>8,375</u>	<u>11,701</u>

SINOCHEM HONG KONG (GROUP) COMPANY LIMITED

NOTES TO CONSOLIDATED FINANCIAL STATEMENTS (continued)

31 December 2014

30. DERIVATIVE FINANCIAL INSTRUMENTS

	2014 HK\$'000	2013 HK\$'000
Financial assets:		
Crude oil derivative financial instruments	3,845,858	49,383
Other derivative financial instruments	<u>210,739</u>	<u>108,748</u>
	<u>4,056,597</u>	<u>158,131</u>
Financial liabilities:		
Crude oil derivative financial instruments	3,178,910	102,588
Forward exchange contracts	<u>32,492</u>	<u>-</u>
	<u>3,211,402</u>	<u>102,588</u>

The fair values of the crude oil derivative financial instruments are estimated based on the difference between the contracted strike prices and prevailing futures prices or published oil indexes as at the end of the reporting period. The prevailing future prices or published oil indexes are derived from the relevant futures exchanges or oil price publications as specified in the contracts.

Other derivative financial instruments were a right to acquire the non-controlling interests of 49% interests in Franshion Yicheng, which were measured at fair value of HK\$108,380,000 (2013: HK\$108,748,000) and a right to acquire non-controlling interests of 49% interests in Changsha Shengrong, which were measured at fair value of HK\$102,359,000 (2013: Nil).

31. CASH AND CASH EQUIVALENTS AND PLEDGED BANK DEPOSITS

	2014 HK\$'000	2013 HK\$'000
Cash and bank balances	14,243,811	16,554,845
Time deposits	<u>4,175,267</u>	<u>3,385,476</u>
	18,419,078	19,940,321
Less: Pledged for short-term bank loans	6,338	-
Restricted bank balances	<u>1,591,921</u>	<u>303,400</u>
Pledged bank deposits (note i)	<u>1,598,259</u>	<u>303,400</u>
Cash and cash equivalents (note ii)	<u>16,820,819</u>	<u>19,636,921</u>

Notes:

(i) Pledged bank deposits

At 31 December 2014, certain of the Group's time deposits with a net carrying amount of approximately HK\$6,338,000 (2013: Nil) were pledged to secure bank loans granted to the Group (note 34).

(ii) Cash and cash equivalents

Cash and cash equivalents comprise cash at banks and cash held by the Group bearing interest at prevailing market rates.

SINOCHEM HONG KONG (GROUP) COMPANY LIMITED

NOTES TO CONSOLIDATED FINANCIAL STATEMENTS (continued)

31 December 2014

31. CASH AND CASH EQUIVALENTS AND PLEDGED BANK DEPOSITS (continued)

(ii) Cash and cash equivalents

The RMB is not freely convertible into other currencies, however, under Mainland China's Foreign Exchange Control Regulations and Administration of Settlement, Sale and Payment of Foreign Exchange Regulations, the Group is permitted to exchange RMB for other currencies through banks authorised to conduct foreign exchange business.

32. OTHER DEPOSITS

Other deposits amounting to HK\$191,661,000 (2013: HK\$854,462,000) represent principal-protected financial products issued by financial institutions in the PRC, which carried fixed interest rates from 2.23% to 4.20% (2013: from 2.25% to 6.00%) per annum. Included in other deposits as at 31 December 2014, nil (2013: HK\$435,944,000) was restricted and can only be withdrawn until maturity. The directors of the Company consider the other deposits as current assets since the maturity dates were all within one year at the end of the reporting period. In addition, other deposits amounting to Nil (2013: HK\$22,576,000) represent financial products with original maturity within three months when acquired from banks.

33. OTHER PAYABLES AND ACCRUALS

	2014 HK\$'000	2013 HK\$'000
Other payables	3,672,213	4,247,560
Receipt in advances	13,737,077	20,338,192
Accruals	633,296	699,244
Due to non-controlling interests	2,809,421	1,860,748
Consideration payable for acquisition of Sinochem Yunlong	291,548	292,537
Distribution guarantee (note i)	160,991	-
Dividend payable to non-controlling interests	<u>1,521</u>	<u>22,087</u>
	<u>21,306,067</u>	<u>27,460,368</u>

The amounts due to non-controlling shareholders as at 31 December 2014 are unsecured, interest-free and are repayable on demand.

Note:

(i) Distribution guarantee

On 2 July 2014, Franshion completed a spin-off and separate listing of JCIHL effected by way of a listing of 600,000,000 share stapled units jointly issued by Jinmao Investments and JCIHL (the "Share Stapled Units") on the Main Board of The Stock Exchange of Hong Kong Limited (the "IPO"). In connection with the IPO, Franshion agreed to provide a distribution guarantee to the trustee-manager of Jinmao Investments (the "Trustee-Manager") (for the benefit of the holders of Share Stapled Units) that the aggregate distributions to be made by the Trustee-Manager to the holders of Share Stapled Units (including Franshion) for the period from the listing date of Share Stapled Units to 31 December 2014 would be an amount which represents an annualised distribution amount of not less than HK\$960,000,000 for the financial year ended 31 December 2014. The actual distribution guarantee amount (from 2 July 2014 to 31 December 2014) was HK\$481,000,000, of which a guarantee amount of HK\$160,991,000 payable to holders of Share Stapled Units (other than Franshion) remained unpaid as at 31 December 2014.

SINOCHEM HONG KONG (GROUP) COMPANY LIMITED

NOTES TO CONSOLIDATED FINANCIAL STATEMENTS (continued)

31 December 2014

34. INTEREST-BEARING BORROWINGS

Current	2014 HK\$'000	2013 HK\$'000
Bank loans, secured (note i)	1,992,719	2,737,129
Bank loans, guaranteed (note ii)	7,808,371	103,395
Bank loans, unsecured	2,300,849	4,142,464
Guaranteed notes, unsecured (note iii)	-	4,113,889
Short term financial bonds (note iv)	-	1,271,900
Other loans, unsecured (note v)	<u>12,676</u>	<u>254,380</u>
	<u>12,114,615</u>	<u>12,623,157</u>
 Non-current	 2014 HK\$'000	 2013 HK\$'000
Bank loans, secured (note i)	15,180,549	12,986,739
Bank loans, guaranteed (note ii)	2,637,176	10,442,589
Bank loans, unsecured	10,533,025	4,936,383
Guaranteed senior notes, unsecured (note vi)	32,106,521	26,935,207
Notes issued under the notes issuance under medium term note programme (note vii)	7,363,288	-
Bonds, guaranteed (note viii)	3,154,404	3,162,115
Other loans, unsecured (note v)	<u>240,844</u>	<u>165,347</u>
	<u>71,215,807</u>	<u>58,628,380</u>
 Carrying amounts repayable:	 2014 HK\$'000	 2013 HK\$'000
Within one year	12,114,615	12,623,157
In the second year	6,515,448	9,582,301
In the third to fifth years, inclusive	40,402,702	18,140,908
Beyond five years	<u>24,297,657</u>	<u>30,905,171</u>
	<u>83,330,422</u>	<u>71,251,537</u>

Notes:

- (i) The Group's bank and other borrowings are secured by:
- (a) mortgages over certain of the Group's hotel properties and buildings which had an aggregate net carrying value at the end of the reporting period of approximately HK\$1,065,596,000 (2013: HK\$5,038,487,000) (note 10);
 - (b) mortgages over certain of the Group's investment properties, which had an aggregate carrying value at the end of the reporting period of approximately HK\$12,280,547,000 (2013: HK\$14,770,708,000) (note 13);
 - (c) mortgages over certain of the Group's prepaid land lease payments, which had an aggregate carrying amount at the end of the reporting period of HK\$231,487,000 (2013: HK\$349,393,000) (note 14);
 - (d) mortgages over certain of the Group's properties under development, which had an aggregate carrying amount at the end of the reporting period of approximately HK\$23,959,378,000 (2013: HK\$12,065,182,000) (note 12);
 - (e) mortgages over certain of the Group's properties held for sale, which had an aggregate carrying amount at the end of the reporting period of HK\$259,288,000 (2013: HK\$275,662,000) (note 26);

SINOCHEM HONG KONG (GROUP) COMPANY LIMITED

NOTES TO CONSOLIDATED FINANCIAL STATEMENTS (continued)

31 December 2014

34. INTEREST-BEARING BORROWINGS (continued)

Notes: (continued)

(i) (continued)

- (f) mortgages over certain of the Group's trade receivables, which had an aggregate carrying amount at the end of the reporting period of HK\$191,776,000 (2013: HK\$40,894,000) (note 27);
 - (g) pledged bank deposits of approximately HK\$6,338,000 as at 31 December 2014 (note 31).
- (ii) The Group's bank and other borrowings are guaranteed by the ultimate parent or the immediate parent or the third parties.
- (iii) On 11 January 2011, Sinochem Offshore Capital Company Limited, a wholly-owned subsidiary of the Group, issued RMB3,500,000,000 1.8% guaranteed notes due 2014 (the "2014 Notes"). The 2014 Notes are unsecured. The 2014 Notes have been repaid on 10 January 2014, at a price equal to 100% of the principal amount thereof.
- (iv) One of the Sinofert's subsidiaries issued a one-year commercial paper of RMB1 billion in the PRC debenture market on 25 April 2013. This commercial paper bore a fixed interest rate of 4.08% per annum and interests were paid annually. Sinofert has fully settled the short-term commercial paper on 25 April 2014.
- (v) The balances represent amounts due to Sinochem Finance Co., Ltd., a fellow subsidiary of the Group.
- (vi) On 4 November 2010, Sinochem Overseas Capital Company Limited, a wholly-owned subsidiary of the Group, issued US\$1,500,000,000 4.5% guaranteed senior notes due 2020 (the "2020 Notes") and US\$500,000,000 6.3% guaranteed senior notes due 2040 (the "2040 Notes"). The 2020 Notes and the 2040 Notes are unsecured.

On 15 April 2011, Franshion Development Limited, a wholly-owned subsidiary of Franshion, issued US\$500,000,000 6.75% guaranteed senior notes due 2021 (the "2021 Notes"). The 2021 Notes are unsecured. The 2021 Notes bear interest at a rate of 6.75% per annum and will mature on 15 April 2021.

On 26 October 2012, Franshion Investment Limited, a wholly-owned subsidiary of Franshion, issued US\$500,000,000 4.70% guaranteed senior notes due 2017 (the "2017 Notes"). The 2017 Notes are unsecured. The 2017 Notes bear interest at a rate of 4.70% per annum and will mature on 26 October 2017.

On 21 August 2013, Franshion Brilliant Limited, a wholly-owned subsidiary of Franshion, issued US\$200,000,000 6.40% guaranteed senior notes due 2022 (the "2022 Notes"). The 2022 Notes are unsecured. The 2022 Notes bear interest at a rate of 6.40% per annum and will mature on 27 April 2022.

On 9 October 2013, Franshion Brilliant Limited, a wholly-owned subsidiary of Franshion, issued US\$300,000,000 5.375% guaranteed senior notes due 2018 (the "2018 Notes"). The 2018 Notes are unsecured. The 2018 Notes bear interest at a rate of 5.375% per annum and will mature on 17 October 2018.

On 12 March 2014, Franshion Brilliant Limited, a wholly-owned subsidiary of Franshion, issued US\$500,000,000 5.75% guaranteed senior notes due 2019 (the "2019 Notes"). The 2019 Notes are unsecured. The 2019 Notes bear interest at a rate of 5.75% per annum and will mature on 19 March 2019.

On 6 August 2014, China Jin Mao (Group) Co., Ltd., a non-wholly-owned subsidiary of Franshion, issued RMB1,000,000,000 5.6% mid-term notes due 2017 (the "Mid-Term Notes"). The Mid-Term Notes bear interest at a rate of 5.6% per annum and with a maturity period of 3 years.

SINOCHEM HONG KONG (GROUP) COMPANY LIMITED

NOTES TO CONSOLIDATED FINANCIAL STATEMENTS (continued)

31 December 2014

34. INTEREST-BEARING BORROWINGS (continued)

Notes: (continued)

(vii) Sinochem Offshore Capital Company Limited, a wholly-owned subsidiary of the Company, established a US\$3,000 million medium term note programme (the "Programme") on 17 April 2014. According to the Programme, the notes to be issued under the Programme are unsecured. On 29 April 2014, 13 May 2014 and 10 September 2014, Sinochem Offshore Capital Company Limited issued US\$500,000,000 3.25% senior guaranteed notes (due 2019), RMB2,500,000,000 3.55% senior guaranteed notes (due 2017) and RMB300,000,000 4.00% senior guaranteed notes (due 2021) under this Programme, respectively.

(viii) On 25 November 2009, a subsidiary of Sinofer issued corporate bonds with an aggregate principal amount of RMB2,500,000,000 (the "Ten-year Bonds") with a maturity of 10 years and a fixed interest rate of 5.00% per annum. The transaction costs of RMB23,265,000 directly attributable to the issuance of the bonds have been deducted from the principal amount of the Ten-year Bonds. The repayment of the Ten-year Bonds is guaranteed by Sinochem Group, the ultimate parent.

The ranges of the effective interest rates (which are also equal to contractual interest rates) on the Group's borrowings are as follows:

	2014	2013
Effective interest rate:		
Fixed rate borrowings	1.35% to 6.34%	1.30% to 6.63%
Variable rate borrowings	<u>0.77% to 7.07%</u>	<u>0.97% to 7.76%</u>

SINOCHEM HONG KONG (GROUP) COMPANY LIMITED

NOTES TO CONSOLIDATED FINANCIAL STATEMENTS (continued)

31 December 2014

35. PROVISION FOR LAND APPRECIATION TAX ("LAT")

	HK\$'000
At 1 January 2013	1,045,194
Acquisition of a subsidiary	35,216
Charged to profit or loss during the year (note 8)	1,285,905
Payment	(206,342)
Transfer from prepaid tax	(17,479)
Exchange realignment	<u>50,624</u>
At 31 December 2013 and at 1 January 2014	2,193,118
Charged to profit or loss during the year (note 8)	1,093,786
Acquisition of a subsidiary	-
Payment	(868,558)
Transfer from prepaid tax	(31,341)
Exchange realignment	<u>5,921</u>
At 31 December 2014	<u>2,392,926</u>

According to the requirements of the Provisional Regulations of the PRC on LAT (中华人民共和国土地增值税暂行条例) effective from 1 January 1994, and the Detailed Implementation Rules on the Provisional Regulations of the PRC on LAT (中华人民共和国土地增值税暂行条例实施细则) effective from 27 January 1995, all income arising from the sale or transfer of state-owned land use rights, buildings and their attached facilities in Mainland China is subject to LAT at progressive rates ranging from 30% to 60% of the appreciation value, with an exemption for the sale of ordinary residential properties (普通标准住宅) if their appreciation values do not exceed 20% of the sum of the total deductible items.

Effective from 1995, the local tax bureau requires the prepayment of LAT on the pre-sales and sales proceeds of property development. According to the relevant tax notices issued by local tax authorities, the Group is required to pay LAT in advance at 1% to 3.5% on the sales and pre-sales proceeds of the Group's properties.

Franshion has estimated, made and included in taxation a provision for LAT according to the requirements set forth in the relevant PRC tax laws and regulations. The actual LAT liabilities are subject to the determination by the tax authorities upon completion of the property development projects. The tax authorities might disagree with the basis on which the provision for LAT is calculated.

SINOCHEM HONG KONG (GROUP) COMPANY LIMITED

NOTES TO CONSOLIDATED FINANCIAL STATEMENTS (continued)

31 December 2014

36. DEFERRED TAX ASSETS AND LIABILITIES

Deferred tax liabilities

2014

	Depreciation allowance in excess of related <u>depreciation</u> HK\$'000	Fair value adjustments on business <u>combinations</u> HK\$'000	Accrued interest <u>income</u> HK\$'000	Revaluation of investment <u>properties</u> HK\$'000	Foreign exchange <u>differences</u> HK\$'000	Withholding <u>taxes</u> HK\$'000	<u>Others</u> HK\$'000	<u>Total</u> HK\$'000
At 1 January 2014	72,382	2,902,355	-	3,151,415	966,230	74,021	(32,475)	7,133,928
Deferred tax charged/ (credited) to profit or loss during the year (note 8)	142,950	(16,108)	39,616	566,291	78,859	-	108,981	920,589
Deferred tax recognised in other comprehensive income during the year	-	-	-	-	-	-	4,311	4,311
Exchange realignment	(1,476)	(3,329)	150	(7,504)	333	(73)	123	(11,776)
Gross deferred tax liabilities at 31 December 2014	<u>213,856</u>	<u>2,882,918</u>	<u>39,766</u>	<u>3,710,202</u>	<u>1,045,422</u>	<u>73,948</u>	<u>80,940</u>	<u>8,047,052</u>

2013

	Depreciation allowance in excess of related <u>depreciation</u> HK\$'000	Fair value adjustments on business <u>combinations</u> HK\$'000	Accrued interest <u>income</u> HK\$'000	Revaluation of investment <u>properties</u> HK\$'000	Foreign exchange <u>differences</u> HK\$'000	Withholding <u>taxes</u> HK\$'000	<u>Others</u> HK\$'000	<u>Total</u> HK\$'000
At 1 January 2013	284,350	2,095,275	-	2,594,605	472,312	85,348	(23,968)	5,507,922
Deferred tax (credited)/ charged to profit or loss during the year (note 8)	(225,155)	(32,013)	-	465,384	493,852	(11,982)	(15,569)	674,517
Deferred tax recognised in other comprehensive income during the year	-	-	-	3,941	-	-	4,757	8,698
Acquisition of subsidiaries	-	804,561	-	-	-	-	2,227	806,788
Exchange realignment	<u>13,187</u>	<u>34,532</u>	<u>-</u>	<u>87,485</u>	<u>66</u>	<u>655</u>	<u>78</u>	<u>136,003</u>
Gross deferred tax liabilities at 31 December 2013	<u>72,382</u>	<u>2,902,355</u>	<u>-</u>	<u>3,151,415</u>	<u>966,230</u>	<u>74,021</u>	<u>(32,475)</u>	<u>7,133,928</u>

SINOCHEM HONG KONG (GROUP) COMPANY LIMITED

NOTES TO CONSOLIDATED FINANCIAL STATEMENTS (continued)

31 December 2014

36. DEFERRED TAX ASSETS AND LIABILITIES (continued)

Deferred tax assets

2014

	Accelerated tax <u>depreciation</u> HK\$'000	Other <u>provision</u> HK\$'000	Provision <u>for LAT</u> HK\$'000	Unrealised profits in <u>inventories</u> HK\$'000	Losses available for offsetting <u>taxable profits</u> HK\$'000	<u>Others</u> HK\$'000	<u>Total</u> HK\$'000
At 1 January 2014	38,444	83,076	548,280	2,401	599,079	299,653	1,570,933
Deferred tax (charged)/ credited to profit or loss during the year (note 8)	(2,193)	(46,272)	61,700	1,181	(156,352)	119,414	(22,522)
Exchange realignment	<u>11</u>	<u>(203)</u>	<u>(1,620)</u>	<u>(4)</u>	<u>(2,423)</u>	<u>(978)</u>	<u>(5,217)</u>
Gross deferred tax assets at 31 December 2014	<u>36,262</u>	<u>36,601</u>	<u>608,360</u>	<u>3,578</u>	<u>440,304</u>	<u>418,089</u>	<u>1,543,194</u>

2013

	Accelerated tax <u>depreciation</u> HK\$'000	Other <u>provision</u> HK\$'000	Provision <u>for LAT</u> HK\$'000	Unrealised profits in <u>inventories</u> HK\$'000	Losses available for offsetting <u>taxable profits</u> HK\$'000	<u>Others</u> HK\$'000	<u>Total</u> HK\$'000
At 1 January 2013	219,617	50,127	261,295	7,878	905,075	190,913	1,634,905
Deferred tax (charged)/ credited to profit or loss during the year (note 8)	(181,345)	31,798	265,459	(5,633)	(331,642)	100,327	(121,036)
Acquisition of a subsidiary	-	-	8,804	-	4,223	-	13,027
Exchange realignment	<u>172</u>	<u>1,151</u>	<u>12,722</u>	<u>156</u>	<u>21,423</u>	<u>8,413</u>	<u>44,037</u>
Gross deferred tax assets at 31 December 2013	<u>38,444</u>	<u>83,076</u>	<u>548,280</u>	<u>2,401</u>	<u>599,079</u>	<u>299,653</u>	<u>1,570,933</u>

SINOCHEM HONG KONG (GROUP) COMPANY LIMITED

NOTES TO CONSOLIDATED FINANCIAL STATEMENTS (continued)

31 December 2014

36. DEFERRED TAX ASSETS AND LIABILITIES (continued)

Deferred tax assets are recognised for tax losses carried forward to the extent that the realisation of the related tax benefits through the future taxable profits is probable. By reference to financial budgets, the management of the Group have assessed whether there will be sufficient future taxable profits or taxable temporary differences available in the future for the realisation of deferred tax assets which have been recognised in respect of tax losses and other temporary differences.

The Group has recognised deferred tax assets in respect of tax losses amounting to approximately HK\$1,582,988,000 (2013: HK\$2,198,703,000) that can be carried forward against taxable income in the coming five years in Mainland China. A subsidiary of the Group incorporated in Brazil has recognised deferred tax assets in respect of tax losses amounting to approximately HK\$23,573,000 (2013: HK\$145,308,000) that were available indefinitely for offsetting against future taxable profits of the company in which the losses arose. A subsidiary of the Group incorporated in the United Kingdom has recognised deferred tax assets in respect of tax losses amounting to approximately HK\$ 180,172,000 (2013: Nil) that were available indefinitely for offsetting against future taxable profits of the company in which the losses arose.

No deferred tax assets were recognised on the remaining tax losses of approximately HK\$2,731,794,000 (2013: HK\$1,761,323,000) that will expire in one to five years as the Group determines that the realisation of the related tax benefit through future taxable profits is not considered probable that taxable profits will be available against which the tax losses can be utilised.

During the year ended 31 December 2014, Sinofert and Franshion have written down the carrying amounts of deferred tax assets for HK\$57,166,000 (2013: HK\$439,851,000) and HK\$27,559,000 (2013: Nil) because management assesses that it is no longer probable for Sinofert and Franshion to make sufficient taxable profit to cover tax losses of HK\$228,663,000 (2013: HK\$1,759,405,000) and HK\$110,236,000 (2013: Nil). New XCL, a wholly owned subsidiary of the Group, has written down the carrying amount of deferred tax assets for HK\$42,642,000 (2013: Nil) related to the difference between tax base depreciation and accounting base depreciation of oil and gas properties because management estimates that it is no longer probable for New XCL to make sufficient accessible profit to utilise the future deductible amount of HK\$42,642,000 (2013: Nil) within the production period of the oilfield.

Pursuant to the PRC Corporate Income Tax Law, a 10% withholding tax is levied on dividends declared to foreign investors from the foreign investment enterprises established in Mainland China. The requirement is effective from 1 January 2008 and applies to earnings after 31 December 2007. A lower withholding tax rate may be applied if there is a tax treaty between Mainland China and the jurisdiction of the foreign investors. Franshion and Sinofert are therefore liable for withholding taxes on dividends distributed by those subsidiaries established in Mainland China to foreign investors in respect of earnings generated from 1 January 2008. At 31 December 2014, Franshion recognised deferred tax liabilities of approximately HK\$73,948,000 (2013: HK\$74,021,000) for withholding taxes that would be payable on the unremitted earnings in the PRC. As Franshion and Sinofert control the dividend policy of its PRC subsidiaries, it has the ability to control the timing of the reversal of temporary differences associated with the investments in subsidiaries. Furthermore, Franshion and Sinofert have determined that certain profits earned by the PRC subsidiaries will not be distributed to foreign investors in the foreseeable future. As such, deferred taxation has not been provided for in respect of temporary differences attributable to retained earnings of those PRC subsidiaries of approximately HK\$12,892,914,000 and RMB149,720,000 (equivalent to HK\$189,785,000), respectively, at 31 December 2014 (2013: HK\$7,250,306,000 and RMB121,390,000 (equivalent to HK\$154,396,000), respectively).

SINOCHEM HONG KONG (GROUP) COMPANY LIMITED

NOTES TO CONSOLIDATED FINANCIAL STATEMENTS (continued)

31 December 2014

37. OTHER NON-CURRENT LIABILITIES

	2014 HK\$'000	2013 HK\$'000
Provision for dismantlement costs (note i)	3,253,667	2,867,634
Others	<u>53,876</u>	<u>48,241</u>
	<u><u>3,307,543</u></u>	<u><u>2,915,875</u></u>

Note:

(i) Provision for dismantlement costs:

The balance represents the provision for future dismantlement costs of oil and gas properties.

	2014 HK\$'000	2013 HK\$'000
Carrying amount		
At 1 January	2,867,634	2,309,573
Additional provisions recognised	284,102	476,213
Accretion	112,888	97,116
Payment	(11,945)	(16,239)
Exchange realignment	<u>988</u>	<u>971</u>
At 31 December	<u><u>3,253,667</u></u>	<u><u>2,867,634</u></u>

38. ISSUED CAPITAL

	2014 HK\$'000	2013 HK\$'000
Ordinary shares of HK\$1 each		
Authorised (note(i)) ordinary shares (note(ii))	<u>-</u>	<u>21,872,000</u>
Issued and fully paid: 23,753,000 (2013: 21,872,000) ordinary shares	<u><u>23,753,000</u></u>	<u><u>21,872,000</u></u>

Notes:

- (i) Under the Hong Kong Companies Ordinance (Cap. 622), which commenced operation on 3 March 2014, the concept of authorised share capital no longer exists.
- (ii) In accordance with section 135 of the Hong Kong Companies Ordinance (Cap. 622), the Company's shares no longer have a par or nominal value with effect from 3 March 2014. There is no impact on the number of shares in issue or the relative entitlement of any of members of the Company as a result of this transition.

SINOCHEM HONG KONG (GROUP) COMPANY LIMITED

NOTES TO CONSOLIDATED FINANCIAL STATEMENTS (continued)

31 December 2014

38. ISSUED CAPITAL (continued)

On 27 May 2013, the Company increased its authorised share capital from HK\$19,359,700,000 to HK\$20,850,800,000 by the creation of 1,491,100,000 ordinary shares of HK\$1 each. On the same date, the Company issued and allotted a total of 1,491,100,000 ordinary shares of HK\$1 each at par to the immediate parent. These shares rank pari passu in all respects with other existing shares in issue. The consideration for the new shares issued during the year was satisfied by a transfer from other reserve amounting to HK\$1,488,614,000 which was then credited into the share capital account of the Company and the exchange rate impact amounting to HK\$2,486,000. The additional capital was used to finance the Group's overseas oil and gas investments.

On 28 December 2013, the Company increased its authorised share capital from HK\$20,850,800,000 to HK\$21,872,000,000 by the creation of 1,021,200,000 ordinary shares of HK\$1 each. At the same time, the Company issued and allotted a total of 1,021,200,000 ordinary shares of HK\$1 each to the immediate parent. These shares rank pari passu in all respects with other shares in issue.

On 29 December 2014, the Company increased its authorised share capital from HK\$21,872,000,000 to HK\$23,753,000,000 by the creation of 1,881,000,000 ordinary shares of HK\$1 each. At the same time, the Company issued and allotted a total of 1,881,000,000 ordinary shares of HK\$1 each to the immediate parent. These shares rank pari passu in all respects with other shares in issue.

A summary of movements in the Company's issued share capital is as follows:

	Number of shares in issue	Issued capital HK\$'000
At 1 January 2013	19,359,700	19,359,700
Issue of shares	<u>2,512,300</u>	<u>2,512,300</u>
	21,872,000	21,872,000
At 31 December 2013 and 1 January 2014	21,872,000	21,872,000
Issue of shares	<u>1,881,000</u>	<u>1,881,000</u>
	23,753,000	23,753,000
At 31 December 2014	<u>23,753,000</u>	<u>23,753,000</u>

39. PERPETUAL CAPITAL SECURITIES

On 2 May 2013, Sinochem Global Capital Co., Ltd., a wholly-owned subsidiary of the Group, issued subordinated guaranteed perpetual capital securities with a nominal amount of US\$600,000,000 (approximately HK\$4,653,720,000), which are guaranteed on a subordinated basis by the Group. The direct transaction costs attributable to the perpetual capital securities amounted to HK\$34,460,000.

The perpetual capital securities have no fixed maturity, and confer a right to the holders to receive distributions for the period from and including 2 May 2013 at the applicable rate. Sinochem Global Capital Co., Ltd. and the Company, as the issuer and the guarantor, respectively, may, at their sole discretion, elect to defer payment of distributions, in whole or in part, by giving notice to the holders of not more than ten nor less than five business days prior to a scheduled distribution payment date. The Group is not subject to any limits as to the number of times on distributions and arrears of distribution may be deferred.

In the opinion of the directors, the Group is able to control the delivery of cash or other financial assets to the holders of perpetual capital securities other than an unforeseen liquidation of the Group or Sinochem Global Capital Co., Ltd. Accordingly, the perpetual capital securities are classified as equity instruments.

SINOCHEM HONG KONG (GROUP) COMPANY LIMITED

NOTES TO CONSOLIDATED FINANCIAL STATEMENTS (continued)

31 December 2014

40. DEEMED DISPOSAL OF SUBSIDIARIES

During the year ended 31 December 2014, Franshion lost control over certain subsidiaries upon capital injections from third party investors into these entities. As at 31 December 2014, these entities were measured and disclosed as investments in an associate and joint ventures in the consolidated statement of financial position.

Details of the financial impacts are summarised below:

	Notes	2014 HK\$'000
Net assets disposed of:		
Property, plant and equipment	10	399
Intangible assets	16	257
Other non-current assets		184
Cash and cash equivalents		1,379,755
Properties under development	12	7,804,009
Other current assets		6,726
Trade payables		(104)
Other payables and accruals		(4,373,894)
Interest bearing bank and other borrowings		(4,609,609)
Non-controlling interests		(<u>127,546</u>)
		<u>80,177</u>
Fair value of interests retained in equity investment		81,880
Gain on deemed disposal of subsidiaries	5	1,703

An analysis of the net outflow of cash and cash equivalents in respect of the deemed disposal of subsidiaries is as follows:

	2014 HK\$'000
Cash consideration	-
Cash and cash equivalents disposed of	(1,379,755)
Net outflow of cash and cash equivalents in respect of the deemed disposal of subsidiaries	(1,379,755)

SINOCHEM HONG KONG (GROUP) COMPANY LIMITED

NOTES TO CONSOLIDATED FINANCIAL STATEMENTS (continued)

31 December 2014

41. SHARE OPTION SCHEME

Franshion operates a share option scheme (the "Scheme") for the purpose of providing incentives and rewards to eligible participants who contribute to the success of Franshion's operations. Eligible participants of the Scheme include Franshion's executive and non-executive directors and Franshion's senior management, key technical and professional personnel, managers and employees, but do not include Franshion's independent non-executive directors. The Scheme became effective on 22 November 2007 and, unless otherwise cancelled or amended, will remain in force for 10 years from that date.

The maximum number of unexercised share options currently permitted to be granted under the Scheme is an amount equivalent, upon their exercise, to 10% of the shares of Franshion in issue at any time. The maximum number of shares issuable under share options to each eligible participant in the Scheme within any 12-month period is limited to 1% of the shares of Franshion in issue at any time. Any further grant of share options in excess of this limit is subject to shareholders' approval in a general meeting.

Share options granted to a director, chief executive or substantial shareholder of Franshion, or to any of their associates, are subject to approval in advance by the independent non-executive directors. In addition, any share options granted to a director, chief executive or substantial shareholder of Franshion, or to any of their associates, in excess of 0.1% of the shares of Franshion in issue at any time or with an aggregate value (based on the price of Franshion's shares at the date of grant) in excess of HK\$5 million, within any 12-month period, are subject to shareholders' approval in advance in a general meeting.

The offer of a grant of share options may be accepted within 28 days from the date of offer, upon payment of a nominal consideration of HK\$1 in total by the grantee. The exercise and exercisability of the share options is related to the performance of individuals and of Franshion. The board of directors will determine performance targets concerned and set out in the grant notice. The share options granted will become exercisable after two years from the grant date or a later date as set out in the relevant grant notice, and in any event shall end not later than seven years from the grant date but subject to the provisions for early termination of employment.

The exercise price of share options is determinable by the directors of Franshion, but may not be less than the highest of (i) the Stock Exchange closing price of Franshion's shares on the grant date of the share options; (ii) the average Stock Exchange closing price of Franshion's shares for the five trading days immediately preceding the grant date; and (iii) the par value of Franshion's share.

Share options do not confer rights on the holders to dividends or to vote at shareholders' meetings.

SINOCHEM HONG KONG (GROUP) COMPANY LIMITED

NOTES TO CONSOLIDATED FINANCIAL STATEMENTS (continued)

31 December 2014

41. SHARE OPTION SCHEME (continued)

The following share options were outstanding under the Scheme during the year:

	2014		2013	
	Weighted average exercise price HK\$ per share	Number of options	Weighted average exercise price HK\$ per share	Number of options
At 1 January	2.46	56,599,270	2.46	59,530,077
Forfeited during the year	2.44	(11,171,600)	2.47	(2,930,807)
At 31 December	2.46	<u>45,427,670</u>	2.46	<u>56,599,270</u>

The exercise prices and exercise periods of the share options outstanding as at the end of the reporting period are as follows:

2014

Number of options	Exercise price* HK\$ per share	Exercise period
1,180,270	3.37	5 May 2010 to 4 May 2015
13,274,220	2.44	28 November 2014 to 27 November 2019
13,274,220	2.44	28 November 2015 to 27 November 2019
<u>17,698,960</u>	2.44	28 November 2016 to 27 November 2019
<u>45,427,670</u>		

2013

Number of options	Exercise price* HK\$ per share	Exercise period
1,180,270	3.37	5 May 2010 to 4 May 2015
16,625,700	2.44	28 November 2014 to 27 November 2019
16,625,700	2.44	28 November 2015 to 27 November 2019
<u>22,167,600</u>	2.44	28 November 2016 to 27 November 2019
<u>56,599,270</u>		

* The exercise price of the share options is subject to adjustment in the case of rights or bonus issues, or other similar changes in Franshion's share capital.

SINOCHEM HONG KONG (GROUP) COMPANY LIMITED

NOTES TO CONSOLIDATED FINANCIAL STATEMENTS (continued)

31 December 2014

41. SHARE OPTION SCHEME (continued)

The fair value of the share options granted during the year ended 31 December 2012 was HK\$51,858,000 (HK\$0.89 each), of which Franshion recognised a share option expense of HK\$17,502,000 (2013: HK\$18,150,000) during the year ended 31 December 2014.

The fair value of the share options granted during the year ended 31 December 2008 was HK\$7,604,000, which was fully recognised in prior years.

At the end of the reporting period, Franshion had 45,427,670 share options outstanding under the Scheme. The exercise in full of the outstanding share options would, under the present capital structure of Franshion, result in the issue of 45,427,670 additional ordinary shares of Franshion and additional share capital of HK\$111,941,000 (before issue expenses).

42. CONTINGENT LIABILITIES

At the end of the reporting period, Franshion has provided guarantees in respect of mortgage facilities for certain purchasers of Franshion's properties amounting to approximately HK\$8,409,881,000 (2013: HK\$5,158,048,000).

SINOCHEM HONG KONG (GROUP) COMPANY LIMITED

NOTES TO CONSOLIDATED FINANCIAL STATEMENTS (continued)

31 December 2014

43. OPERATING LEASE ARRANGEMENTS

(a) As lessor

The Group leases its investment properties under operating lease arrangements. The leases are negotiated for terms ranging from one to ten years.

At 31 December 2014, the Group had total future minimum lease receivables under non-cancellable operating leases with its tenants falling due as follows:

	2014 HK\$'000	2013 HK\$'000
Within one year	1,156,331	1,088,383
In the second to fifth years, inclusive	1,246,680	742,196
After five years	<u>32,143</u>	<u>29,112</u>
	<u>2,435,154</u>	<u>1,859,691</u>

(b) As lessee

At 31 December 2014, the Group had total future minimum lease payments under non-cancellable operating leases falling due as follows:

	2014 HK\$'000	2013 HK\$'000
Within one year	107,156	91,171
In the second to fifth years, inclusive	111,891	55,249
After five years	<u>3,899</u>	<u>2,069</u>
	<u>222,946</u>	<u>148,489</u>

SINOCHEM HONG KONG (GROUP) COMPANY LIMITED

NOTES TO CONSOLIDATED FINANCIAL STATEMENTS (continued)

31 December 2014

44. COMMITMENTS

In addition to the operating lease commitments detailed in note 43(b) above, the Group had the following capital commitments at the end of the reporting period:

	2014 HK\$'000	2013 HK\$'000
Contracted, but not provided for:		
Property, plant and equipment	450,995	1,320,476
Properties under development	12,547,061	7,885,169
Land under development	<u>367,855</u>	<u>307,546</u>
	<u>13,365,911</u>	<u>9,513,191</u>
Authorised, but not contracted for:		
Property, plant and equipment	829,374	1,540,164
Oil and gas properties	2,830,687	4,908,682
Investments in an associate and others	<u>5,311,372</u>	<u>-</u>
	<u>8,971,433</u>	<u>6,448,846</u>
	<u>22,337,344</u>	<u>15,962,037</u>

SINOCHEM HONG KONG (GROUP) COMPANY LIMITED

NOTES TO CONSOLIDATED FINANCIAL STATEMENTS (continued)

31 December 2014

45. RELATED PARTY TRANSACTIONS

- (a) In addition to the transactions disclosed elsewhere in these financial statements, the Group had the following transactions with related parties during the year:

	2014 HK\$'000	2013 HK\$'000
The ultimate parent:		
Management fee income	413	484
Sale of fertilisers	82,854	55,928
Purchase of fertilisers	144,678	528,698
Other operating expenses	5,138	3,557
Interest income	20,920	-
Rental income	9,023	9,631
Interest expense	3,249	-
The immediate parent:		
Interest income	51,761	-
Rental income	81,191	79,083
Property management fee income	16,667	14,564
Fellow subsidiaries:		
Sale of crude oil and petroleum products	-	18,431
Sale of chemical products	2,240,556	1,664,168
Purchase of chemical products	344,138	247,371
Purchase of fertilisers	8,766	-
Interest expense	67,857	18,479
Rental income	254,837	205,576
Property management fee income	21,960	18,764
Interest income	113,317	44,859
Other operating expenses	408,478	170,711
Management fee expenses	111,720	117,940
Storage fee expenses	163	2,401
Purchase of crude oil and petroleum products	532,109	650,467
Associates:		
Sale of crude oil and petroleum products	15,661,529	15,663,346
Purchase of fertilisers	1,183,532	1,771,545
Sale of chemical products	15,570	45,312
Storage fee expenses	3,583	18,968
Other income	219,148	93,275
Joint ventures:		
Sale of fertilisers	424,507	380,523
Purchase of fertilisers	1,652,496	1,618,870
Purchase of crude oil and petroleum products	<u>914,954</u>	<u>1,202,069</u>

- (b) At the end of the reporting period, certain bank borrowings granted to the Group are guaranteed by its ultimate parent.

SINOCHEM HONG KONG (GROUP) COMPANY LIMITED

NOTES TO CONSOLIDATED FINANCIAL STATEMENTS (continued)

31 December 2014

45. RELATED PARTY TRANSACTIONS (continued)

(c) Compensation of key management personnel of the Group:

	2014 HK\$'000	2013 HK\$'000
Short-term employee benefits	47,431	48,332
Performance-related incentive payments	4,897	-
Post-employment benefits	3,384	3,139
Share-based payments	<u>3,536</u>	<u>4,984</u>
Total compensation paid to key management personnel	<u>59,248</u>	<u>56,455</u>

(d) Transactions/balances with other state-controlled entities in the PRC

The Group operates in an economic environment currently predominated by entities directly or indirectly owned or controlled by the PRC government ("SOEs"). In addition, the Group itself is part of a larger group of companies under Sinochem Group which is controlled by the PRC government. Apart from the transactions with Sinochem Group and fellow subsidiaries and other related parties disclosed above, the Group also conducts business with other SOEs. The directors consider those SOEs are independent third parties so far as the Group's business transactions with them are concerned.

During the year, the Group has entered into various transactions with other SOEs. SOEs including, but not limited to, borrowings, deposits, the sale of fertilisers, the purchase of fertilisers, the sale of properties developed, the provision of property lease and management service and the provision of sub-contracting services. The directors of the Company consider that these transactions with other SOEs are activities conducted in the ordinary course of business and that the dealings of the Group have not been significantly or unduly affected by the fact that the Group and the other SOEs are ultimately controlled or owned by the PRC government. The Group has also established pricing policies for its products and services and such pricing policies do not depend on whether or not the customers are SOEs.

SINOCHEM HONG KONG (GROUP) COMPANY LIMITED

NOTES TO CONSOLIDATED FINANCIAL STATEMENTS (continued)

31 December 2014

46. FINANCIAL INSTRUMENTS BY CATEGORIES

The carrying amounts of each of the categories of financial instruments as at the end of the reporting period are as follows:

2014

Financial assets

	Financial assets at fair value through profit or loss HK\$'000	Loans and receivables HK\$'000	Available-for-sale financial assets HK\$'000	Total HK\$'000
Available-for-sale investments	-	-	4,748,729	4,748,729
Amounts due from related parties	-	41,594,670	-	41,594,670
Amounts due from non-controlling interests	-	126,760	-	126,760
Financial assets included in other non-current assets	42,485	207,918	-	250,403
Trade and bills receivables	-	18,475,577	-	18,475,577
Financial assets included in prepayments, deposits and other receivables	-	5,131,554	-	5,131,554
Held-for-trading investments	8,375	-	-	8,375
Derivative financial instruments	4,056,597	-	-	4,056,597
Pledged bank deposits	-	1,598,259	-	1,598,259
Cash and cash equivalents	-	16,820,819	-	16,820,819
Other deposits	191,661	-	-	191,661
	<u>4,299,118</u>	<u>83,955,557</u>	<u>4,748,729</u>	<u>93,003,404</u>

Financial liabilities

	Financial liabilities at fair value through profit or loss HK\$'000	Financial liabilities at amortised cost HK\$'000	Total HK\$'000
Trade and bills payables	-	48,559,103	48,559,103
Financial liabilities included in other payables and accruals	-	7,568,990	7,568,990
Derivative financial instruments	3,211,402	-	3,211,402
Interest-bearing borrowings	-	83,330,422	83,330,422
Amounts due to related parties	-	9,941,144	9,941,144
	<u>3,211,402</u>	<u>149,399,659</u>	<u>152,611,061</u>

SINOCHEM HONG KONG (GROUP) COMPANY LIMITED

NOTES TO CONSOLIDATED FINANCIAL STATEMENTS (continued)

31 December 2014

46. FINANCIAL INSTRUMENTS BY CATEGORIES (continued)

2013

Financial assets

	Financial assets at fair value through profit or loss HK\$'000	Loans and receivables HK\$'000	Available-for-sale financial assets HK\$'000	Total HK\$'000
Available-for-sale investments	-	-	4,476,844	4,476,844
Amounts due from related parties	-	32,130,707	-	32,130,707
Amounts due from non-controlling interests	-	254,380	-	254,380
Financial assets included in other non-current assets	42,629	140,244	-	182,873
Trade and bills receivables	-	24,832,795	-	24,832,795
Financial assets included in prepayments, deposits and other receivables	-	4,837,718	-	4,837,718
Held-for-trading investments	11,701	-	-	11,701
Derivative financial instruments	158,131	-	-	158,131
Pledged bank deposits	-	303,400	-	303,400
Cash and cash equivalents	-	19,636,921	-	19,636,921
Other deposits	<u>877,038</u>	<u>-</u>	<u>-</u>	<u>877,038</u>
	<u>1,089,499</u>	<u>82,136,165</u>	<u>4,476,844</u>	<u>87,702,508</u>

Financial liabilities

	Financial liabilities at fair value through profit or loss HK\$'000	Financial liabilities at amortised cost HK\$'000	Total HK\$'000
Trade and bills payables	-	41,734,592	41,734,592
Financial liabilities included in other payables and accruals	-	7,122,176	7,122,176
Derivative financial instruments	102,588	-	102,588
Interest-bearing borrowings	-	71,251,537	71,251,537
Amounts due to related parties	<u>-</u>	<u>18,372,853</u>	<u>18,372,853</u>
	<u>102,588</u>	<u>138,481,158</u>	<u>138,583,746</u>

SINOCHEM HONG KONG (GROUP) COMPANY LIMITED

NOTES TO CONSOLIDATED FINANCIAL STATEMENTS (continued)

31 December 2014

47. FAIR VALUE AND FAIR VALUE HIERARCHY OF FINANCIAL INSTRUMENTS

The carrying amounts and fair values of the Group's financial instruments, other than those with carrying amounts that reasonably approximate to fair values, are as follows:

	2014		2013	
	Carrying amount HK\$'000	Fair value HK\$'000	Carrying amount HK\$'000	Fair value HK\$'000
Financial liabilities:				
Interest-bearing borrowings	<u>83,330,422</u>	<u>86,050,867</u>	<u>71,251,537</u>	<u>72,274,404</u>
	<u>83,330,422</u>	<u>86,050,867</u>	<u>71,251,537</u>	<u>72,274,404</u>

Management has assessed that the fair values of cash and cash equivalents, pledged bank deposits, trade and bills receivables, available-for-sale investments, amounts due from/to related parties, amounts due from non-controlling interests, financial assets included in other non-current assets, financial assets included in prepayments, deposits and other receivables, held-for-trading investments, derivative financial instruments, other deposits, trade and bills payables and financial liabilities included in other payables and accruals approximate to their carrying amounts largely due to the short-term maturities of these instruments.

The Group's corporate finance is responsible for determining the policies and procedures for the fair value measurement of financial instruments.

The fair values of the financial assets and liabilities are included at the amount at which the instrument could be exchanged in a current transaction between willing parties, other than in a forced or liquidation sale. The following methods and assumptions were used to estimate the fair values:

The fair values of interest-bearing bank and other borrowings except for notes have been calculated by discounting the expected future cash flows using rates currently available for instruments with similar terms, credit risk and remaining maturities. The fair value of notes is based on quoted market prices. The Group's own non-performance risk for interest-bearing bank and other borrowings as at 31 December 2014 was assessed to be insignificant.

The fair value of available-for-sale securities is determined by reference to their quoted bid price at the end of the reporting period. When the fair value of unlisted equity securities cannot be reliably measured because (a) the variability in the range of reasonable fair value estimates is significant for that investment or (b) the probabilities of the various estimates within the range cannot be reasonably assessed and used in estimating fair value, such securities are stated at cost less any impairment losses.

SINOCHEM HONG KONG (GROUP) COMPANY LIMITED

NOTES TO CONSOLIDATED FINANCIAL STATEMENTS (continued)

31 December 2014

47. FAIR VALUE AND FAIR VALUE HIERARCHY OF FINANCIAL INSTRUMENTS (continued)

The fair value of call option included in derivative financial instruments has been estimated using the residual method. The residual method measures the fair value of a property by deducting the estimated development costs including outstanding construction costs, marketing expenses and developer profit from the gross development value assuming that it was completed as at the valuation date. The fair value of other non-current assets has been estimated using a discounted cash flow valuation model based on assumptions that are not supported by observable market prices or rates. The valuation requires the directors to make estimates about the expected future cash flows including expected future dividends. The directors believe that the estimated fair values resulting from the valuation technique, which are recorded in the consolidated statement of financial position, are reasonable and that they were the most appropriate values at the end of the reporting period.

Below is a summary of significant unobservable inputs to the valuation of financial instruments:

	Valuation techniques	Significant observable inputs	Sensitivity of fair value to the input
Financial assets included in other non-current assets	Discounted cash flow method	Discount rate for cash flows	5% (2013: 5%) increase (decrease) in discount rate would result in decrease (increase) in fair value by HK\$340,000 (2013: HK\$2,754,000)
Derivative financial instruments	Residual method	Average selling price per sqm for the property, taking into account location and properties' quality	5% (2013: 5%) increase (decrease) in average selling price would result in increase (decrease) in fair value by HK\$10,711,000 (2013: HK\$9,359,000)
		Construction cost, taking into account management's experience and estimated budget	5% (2013: 5%) increase (decrease) in construction cost would result in decrease (increase) in fair value by HK\$8,941,000 (2013: HK\$3,484,000)

SINOCHEM HONG KONG (GROUP) COMPANY LIMITED

NOTES TO CONSOLIDATED FINANCIAL STATEMENTS (continued)

31 December 2014

47. FAIR VALUE AND FAIR VALUE HIERARCHY OF FINANCIAL INSTRUMENTS (continued)

Fair value hierarchy

The following tables illustrate the fair value measurement hierarchy of the Group's financial instruments:

Assets measured at fair value:

As at 31 December 2014

	Fair value measurement using			Total HK\$'000
	Quoted prices in active markets (Level 1) HK\$'000	Significant observable inputs (Level 2) HK\$'000	Significant unobservable inputs (Level 3) HK\$'000	
Listed available-for-sale investments	4,256,663	-	-	4,256,663
Unlisted available-for-sale investments			490,735	490,735
Held-for-trading investments	8,375	-	-	8,375
Derivative financial instruments	881,809	2,964,049	210,739	4,056,597
Financial assets included in other non-current assets	-	-	42,485	42,485
	<u>5,146,847</u>	<u>2,964,049</u>	<u>743,959</u>	<u>8,854,855</u>

As at 31 December 2013

	Fair value measurement using			Total HK\$'000
	Quoted prices in active markets (Level 1) HK\$'000	Significant observable inputs (Level 2) HK\$'000	Significant unobservable inputs (Level 3) HK\$'000	
Listed available-for-sale investments	4,067,393	-	-	4,067,393
Held-for-trading investments	11,701	-	-	11,701
Derivative financial instruments	-	49,383	108,748	158,131
Financial assets included in other non-current assets	-	-	42,629	42,629
	<u>4,079,094</u>	<u>49,383</u>	<u>151,377</u>	<u>4,279,854</u>

SINOCHEM HONG KONG (GROUP) COMPANY LIMITED

NOTES TO CONSOLIDATED FINANCIAL STATEMENTS (continued)

31 December 2014

47. FAIR VALUE AND FAIR VALUE HIERARCHY OF FINANCIAL INSTRUMENTS (continued)

Fair value hierarchy (continued)

Liabilities measured at fair value:

As at 31 December 2014

	Fair value measurement using			Total HK\$'000	
	Quoted prices in active markets (Level 1) HK\$'000	Significant observable inputs (Level 2) HK\$'000	Significant unobservable inputs (Level 3) HK\$'000		
	Derivative financial instruments	<u>67,363</u>	<u>3,144,039</u>		-
		<u><u>67,363</u></u>	<u><u>3,144,039</u></u>		<u><u>-</u></u>
			<u><u>3,211,402</u></u>		

As at 31 December 2013

	Fair value measurement using			Total HK\$'000	
	Quoted prices in active markets (Level 1) HK\$'000	Significant observable inputs (Level 2) HK\$'000	Significant unobservable inputs (Level 3) HK\$'000		
	Derivative financial instruments	<u>9,072</u>	<u>93,516</u>		-
		<u><u>9,072</u></u>	<u><u>93,516</u></u>		<u><u>-</u></u>
			<u><u>102,588</u></u>		

The movements in fair value measurements in Level 3 during the year are as follows:

	2014 HK\$'000	2013 HK\$'000
Other financial assets:		
At 1 January	507,996	41,335
Purchase	102,359	108,748
Net unrealised gains or losses recognised in profit and loss during the year	134,809	-
Exchange realignment	(1,205)	<u>1,294</u>
At 31 December	<u><u>743,959</u></u>	<u><u>151,377</u></u>

During the year, there were no transfers of fair value measurements between Level 1 and Level 2 and no transfers into or out of Level 3 for both financial assets and financial liabilities (2013: Nil).

SINOCHEM HONG KONG (GROUP) COMPANY LIMITED

NOTES TO CONSOLIDATED FINANCIAL STATEMENTS (continued)

31 December 2014

47. FAIR VALUE AND FAIR VALUE HIERARCHY OF FINANCIAL INSTRUMENTS (continued)

Fair value hierarchy (continued)

Assets for which fair values are disclosed:

The Group did not have any financial assets that were not measured at fair value in the statement of financial position but for which the fair value is disclosed as at 31 December 2014 (2013: Nil).

Liabilities for which fair values are disclosed:

As at 31 December 2014

	<u>Fair value measurement using</u>			Total HK\$'000
	Quoted prices in active markets (Level 1) HK\$'000	Significant observable inputs (Level 2) HK\$'000	Significant unobservable inputs (Level 3) HK\$'000	
Interest-bearing borrowings	<u>45,344,658</u>	<u>40,706,209</u>	<u>-</u>	<u>86,050,867</u>
	<u>45,344,658</u>	<u>40,706,209</u>	<u>-</u>	<u>86,050,867</u>

As at 31 December 2013

	<u>Fair value measurement using</u>			Total HK\$'000
	Quoted prices in active markets (Level 1) HK\$'000	Significant observable inputs (Level 2) HK\$'000	Significant unobservable inputs (Level 3) HK\$'000	
Interest-bearing borrowings	<u>35,234,078</u>	<u>37,040,326</u>	<u>-</u>	<u>72,274,404</u>
	<u>35,234,078</u>	<u>37,040,326</u>	<u>-</u>	<u>72,274,404</u>

SINOCHEM HONG KONG (GROUP) COMPANY LIMITED

NOTES TO CONSOLIDATED FINANCIAL STATEMENTS (continued)

31 December 2014

48. FINANCIAL RISK MANAGEMENT OBJECTIVES AND POLICIES

The Group's principal financial instruments comprise bank loans and other borrowings and cash and short-term deposits. The main purpose of these financial instruments is to raise finance for the Group's operations. The Group has various other financial assets and liabilities such as trade receivables and payables, which arise directly from its operations.

It is, and has been throughout the year under review, the Group's policy that no trading in financial instruments shall be undertaken.

The Group's exposure to business risk, market risk (foreign currency risk, interest rate risk and other price risk), credit risk, and liquidity risk. The policies on how to mitigate these risks are set out below. Management manages and monitors these exposures to ensure appropriate measures are implemented in a timely and effective manner.

Business risk

The major operations of the Group are conducted in the PRC and other countries, and accordingly, the Group is subject to special considerations and significant risks not typically associated with investments in equity securities of the United States of America and Western European companies. These include risks associated with, among others, the oil and gas industry, the political, economic and legal environments, influence of the national authorities over price setting and competition in the industry.

Foreign currency risk

Certain bank balances, trade and bills receivables, other receivables, trade and bills payables, other payables, amounts due from and to related companies, bank balances and borrowings are denominated in currencies other than the functional currencies of the respective group entities. The Group currently does not have a foreign currency hedging policy. However, management monitors foreign exchange exposure and will consider hedging significant foreign currency exposure should the need arise.

Sensitivity analysis

The Group is mainly exposed to the risk of fluctuations in the rates of US\$, HK\$ and RMB. The following table illustrates the sensitivity to profit or loss where the relevant functional currencies strengthen 2% against the respective foreign currencies. 2% is the sensitivity rate that represents management's assessment of the reasonably possible change in foreign exchange rates. The sensitivity analysis includes only outstanding foreign currency denominated monetary items and adjusts their translation to relevant functional currencies at year end for a 2% change in foreign currency rates. For a 2% weakening of relevant functional currencies against the respective foreign currencies, there would be an equal and opposite impact on the profit for the year.

	Increase/(decrease) in profit	
	2014 HK\$'000	2013 HK\$'000
US\$	440,278	573,028
HK\$	(260)	(34)
RMB	3,260	(21,077)

SINOCHEM HONG KONG (GROUP) COMPANY LIMITED

NOTES TO CONSOLIDATED FINANCIAL STATEMENTS (continued)

31 December 2014

48. FINANCIAL RISK MANAGEMENT OBJECTIVES AND POLICIES (continued)

Interest rate risk

The Group is exposed to fair value interest rate risk in relation to its fixed-rate borrowings (see notes 34 and 22 for details of borrowings and amounts due from related parties, respectively). The Group is also exposed to cash flow interest rate risk in relation to variable rate bank balances and borrowings, of which details are disclosed in notes 31 and 34, respectively.

The Group currently does not have an interest rate hedging policy, however, management monitors interest rate exposure and will consider hedging significant interest rate exposure should the need arise.

The Group's cash flow interest rate risk is mainly due to the fluctuation of prevailing interest rates announced by the People's Bank of China and the fluctuation of LIBOR.

Sensitivity analysis

The sensitivity analyses have been determined based on the exposure to interest rates for variable rate bank balances and borrowings of the Group at the end of the reporting period and the reasonably possible change taking place at the beginning of each year, with all other variables held constant throughout the year. Management used a change of 50 basis points (2013: 50 basis points) to assess interest rate risk on the borrowings. The directors used a change of 10 basis points (2013: 10 basis points) to assess interest rate risk on bank balances because they considered that the fluctuations of the interest rate on bank balances would be less significant. If interest rates had been 50 basis points (2013: 50 basis points) higher/lower for borrowings and 10 basis points (2013: 10 basis points) higher/lower for bank balances, with all other variables held constant, the Group's post-tax profit for the year would have decreased/increased by approximately HK\$193,912,000 (2013: decreased/increased by approximately HK\$153,658,000).

SINOCHEM HONG KONG (GROUP) COMPANY LIMITED

NOTES TO CONSOLIDATED FINANCIAL STATEMENTS (continued)

31 December 2014

48. FINANCIAL RISK MANAGEMENT OBJECTIVES AND POLICIES (continued)

Equity price risk

The Group is exposed to equity price risk through its available-for-sale investments in respect of equity securities listed on the respective stock exchanges.

Management would manage its exposure arising from these investments by closely monitoring the performance of the respective listed equity securities and market conditions. Management will consider diversifying the portfolio of these investments as they consider appropriate.

Sensitivity analysis

The sensitivity analyses below have been determined based on the exposure to equity price risks at the end of the reporting period:

If the prices of the respective listed equity securities, which are available-for-sale investments, had been 5% (2013: 5%) higher/lower, the investment revaluation reserve of the Group would have increased/decreased by approximately HK\$212,833,000 (2013: HK\$203,370,000) as a result of the changes in fair value of available-for-sale investments.

Credit risk

The Group's maximum exposure to credit risk, which represents the risk of financial losses to the Group due to the default of counterparties, arises from the carrying amounts of the respective recognised financial assets as stated in the consolidated statement of financial position.

In order to minimise the credit risk, management has delegated a team responsible for determination of credit limits, credit approvals and other monitoring procedures to ensure that follow-up action is taken to recover overdue debts. In addition, management reviews the recoverable amount of each individual trade debt at the end of the reporting period to ensure that adequate impairment losses are made for irrecoverable amounts. In this regard, management considers that the credit risk of the Group is significantly reduced.

The credit risk on liquid funds is limited because the counterparties are banks with high credit ratings assigned by international credit-rating agencies.

The related parties have a strong financial background. Accordingly, in the opinion of the directors, the credit risk on amounts due from related parties is limited. Other than concentration of credit risk on liquid funds which are deposited with several banks with high credit ratings, the Group does not have significant concentration of credit risk as trade receivables are due from a large number of customers.

Liquidity risk

In the management of the liquidity risk, the Group monitors and maintains a level of cash and cash equivalents deemed adequate by management to finance the operations of the Group and mitigate the effects of fluctuations in cash flows. Management monitors the utilisation of borrowings and ensures compliance with loan covenants.

The following table details the Group's remaining contractual maturity for its financial liabilities. The table has been drawn up based on the undiscounted cash flows of financial liabilities based on the earliest date on which the Group can be required to pay. The table includes both interest and principal cash flows.

SINOCHEM HONG KONG (GROUP) COMPANY LIMITED

NOTES TO CONSOLIDATED FINANCIAL STATEMENTS (continued)

31 December 2014

48. FINANCIAL RISK MANAGEMENT OBJECTIVES AND POLICIES (continued)

Liquidity risk (continued)

Year ended	1 year or	Less than	Over 5	Total
31 December 2014	on demand	1 to 5	years	HK\$'000
	HK\$'000	years	years	HK\$'000
		1 to 5	Over 5	
		years	years	
		HK\$'000	HK\$'000	HK\$'000
Trade and bills payables	48,559,103	-	-	48,559,103
Financial liabilities included in other payables and accruals	7,568,990	-	-	7,568,990
Derivative financial instruments	3,211,402	-	-	3,211,402
Interest-bearing borrowings	21,168,445	67,621,569	38,823,120	127,613,134
Amounts due to related parties	<u>9,687,624</u>	<u>253,520</u>	-	<u>9,941,144</u>
	<u>90,195,564</u>	<u>67,875,089</u>	<u>38,823,120</u>	<u>196,893,773</u>
Year ended	1 year or	Less than	Over 5	Total
31 December 2013	on demand	1 to 5	years	HK\$'000
	HK\$'000	years	years	HK\$'000
		1 to 5	Over 5	
		years	years	
		HK\$'000	HK\$'000	HK\$'000
Trade and bills payables	41,734,592	-	-	41,734,592
Financial liabilities included in other payables and accruals	7,122,176	-	-	7,122,176
Derivative financial instruments	102,588	-	-	102,588
Interest-bearing borrowings	15,405,803	36,580,058	39,080,986	91,066,847
Amounts due to related parties	<u>18,372,853</u>	-	-	<u>18,372,853</u>
	<u>82,738,012</u>	<u>36,580,058</u>	<u>39,080,986</u>	<u>158,399,056</u>

Capital management

The Group manages its capital to ensure that entities in the Group will be able to continue as a going concern while maximising the return to shareholders through the optimisation of the debt and equity balance. The Group's overall strategy remains unchanged from the prior year.

The capital structure of the Group consists of debt, which includes borrowings, equity instruments and equity attributable to owners of the parent, comprising issued share capital, reserves and retained profits.

The directors of the Company review the capital structure on a continuous basis. As part of this review, the directors consider the cost of capital and the risks associated with each class of capital. The Group will balance its overall capital structure through the payment of dividends, the issue of new shares, the issue of new debts or the redemption of existing debts.

SINOCHEM HONG KONG (GROUP) COMPANY LIMITED

NOTES TO CONSOLIDATED FINANCIAL STATEMENTS (continued)

31 December 2014

49. EVENTS AFTER THE REPORTING PERIOD

As disclosed in note 19 to the consolidated financial statements, Yemen 10 Block, of which a joint venture of the Company holds a 28.57% working interest, has ceased production since 27 March 2015 due to the deteriorating political environment in Yemen.

50. APPROVAL OF THE FINANCIAL STATEMENTS

The consolidated financial statements were approved and authorised for issue by the board of directors on 17 April 2015.